



2013-2014 COLORADO MEN'S BASKETBALL



Andrew Green | Assistant Director Sports Information
357 UCB | Fieldhouse Annex 50 | Office: 303-492-3812 | Cell: 720-470-9780
andrew.green@colorado.edu | www.CUBuffs.com | @CUBuffs

GAME #35

vs. Pittsburgh Panthers (25-9, 11-7 ACC)
Thursday, March 20, 11:40 a.m. (MDT)
NCAA Tournament 2nd Round (Orlando, Fla.)
Arena: Amway Center (20,000)

Television: TBS

Announcers: Brian Anderson, Dan Bonner,
Kristine Leahy

850 KOA: Mark Johnson, Scott Wilke

Westwood One: Tom McCarthy, Donny Marshall

Satellite Radio: Sirius (93)/XM (192)

CU vs. Pitt: Pitt leads 1-0 (Dec. 27, 1931), 25-23 in Boulder.

CU vs. ACC: CU is 4-5 against the Atlantic Coast Conference.

COLORADO PROBABLE STARTERS

Pos/No	Player	Ht	Wt	Yr	Hometown	PPG	RPG	APG
F 1	Wesley Gordon	6-9	225	RS-Fr.	Colorado Springs, Colo.	5.9	6.1	^1.4
F 2	Xavier Johnson	6-7	220	So.	Los Angeles, Calif.	12.0	5.9	*0.8
F 40	Josh Scott	6-10	245	So.	Monument, Colo.	14.1	8.5	^1.2
G 0	Askia Booker	6-2	170	Jr.	Los Angeles, Calif.	14.0	3.7	3.4
G 3	Xavier Talton	6-2	180	So.	Sterling, Colo.	4.9	2.2	1.6

^-blocks; *-steals

CU RESERVES

F 10	Tre'Shaun Fletcher	6-7	200	Fr.	Tacoma, Wash.	2.9	1.5	0.2
F 32	Ben Mills	7-0	230	Sr.	Hartland, Wis.	1.3	0.8	0.2
G 5	Eli Stalzer	6-3	190	So.	Brea, Calif.	1.6	0.8	0.3
G 13	Dustin Thomas	6-7	220	Fr.	Texarkana, Texas	3.7	2.5	0.5
G 23	Jaron Hopkins	6-5	190	Fr.	Mesa, Ariz.	4.9	2.5	1.1
G 24	George King	6-5	208	Fr.	San Antonio, Texas	1.6	1.6	0.2

INJURED

G 25	Spencer Dinwiddie	6-6	200	Jr.	Woodland Hills, Calif.	14.7	3.1	3.8
------	-------------------	-----	-----	-----	------------------------	------	-----	-----

QUICKLY: CU enters with its highest NCAA Tournament seed (8th); they were 9th in the 1997 East Regional (defeated Indiana, fell to No. 1 seed N. Carolina) • CU earned its third straight NCAA Tournament berth (2012: 3rd Round; 2013: 2nd Round; 2014: 2nd Round).

MORE TOURNAMENT HISTORY: It's CU's 13th NCAA Tournament appearance (10-14, .417) • Two Final Fours: 1942 & 1955 • CU last played in the state of Florida for the NCAA Tournament (Tampa) as a No. 10 seed in 2003: lost to No. 7 Michigan State • Three-straight NCAA Tourney berths is a school-record under Head Coach Tad Boyle • Since 1997 (7 NCAA games since), Thursday will be first time CU will be the higher seed and wear their home white jerseys.

20-WINS SEASONS: CU has won 23 games, the third most victories in school history. Coach Boyle owns the top three winningest seasons in school history (24 wins in each of the 2011-12 and 2010-11 seasons) • CU has won 20 games in each of Tad Boyle's four seasons at CU - a school record for four straight years • In 113 years of CU basketball there's been eight seasons of 20 wins or more, and he owns four of them.

A WIN THURSDAY MEANS: Tying the school record 24 wins • Advancing to the NCAA Tourney third round for the second time in three years • Another shot at the No. 1 ranked team in the country (CU is 0-16 all-time) if Florida advances to the third round.

CU IN POSTSEASON: The Buffs are 13-5 in postseason games (9-2 conference, 3-1 NIT, 1-2 NCAA) under Coach Boyle, .722 postseason winning % • Boyle ranks first in school history • Has advanced to the conference tournament semifinals three of the last four years (2014, 2012, 2011: Big 12).

2013-2014 Team Averages

	CU	CU	Pitt	Pitt
	All Games	Pac-12	All Gm	ACC
Points	70.9	68.9	72.5	69.6
Pts. Allowed	67.9	70.4	62.4	65.4
Scoring Mar.	+2.9	-1.5	+10.1	+4.2
Field Goals	23.5	23.2	24.9	23.1
Field Goal Att.	53.8	53.9	53.9	51.9
Field Goal Pct.	.437	.429	.461	.445
FG Defense	.429	.432	.413	.427
3-pt FGs	5.2	4.8	5.1	5.3
3-pt FG Att.	16.3	15.2	14.4	13.9
3-pt FG Pct.	.320	.318	.356	.378
3-pt Pct Def.	.357	.374	.331	.353
FTM	18.7	17.8	17.6	18.1
FT Att.	26.0	24.8	24.8	25.6
FT Pct.	.716	.717	.711	.705
Off. Rebs.	11.6	11.1	12.1	11.7
Def. Rebs.	25.9	25.3	23.9	22.5
Total Rebs.	37.5	36.4	36.1	34.2
Reb. Margin	+6.2	+3.9	+6.3	+3.4
Fouls	16.6	16.2	17.5	18.3
Turnovers	13.2	13.6	10.6	11.1
Assists	11.5	11.1	15.6	14.7
Blocks	3.4	4.0	3.0	2.8
Steals	6.0	5.7	7.0	6.9

2013-2014 SCHEDULE (23-11, 10-8 Pac-12)

Date	Opponent (TV)	Time/Result
Fri. Nov. 8	#vs. 25/RV Baylor (ROOT)	L, 60-72
Sun. Nov. 10	UT MARTIN (P12N)	W, 91-65
Wed. Nov. 13	WYOMING (P12N)	W, 63-58
Sat. Nov. 16	JACKSON STATE (P12N)	W, 94-70
Mon. Nov. 18	ARKANSAS STATE (P12N)	W, 93-70
Thu. Nov. 21	SANTA BARBARA (P12N)	W, 76-68
Sun. Nov. 24	RV/RV HARVARD (ESPNU)	W, 70-62
Sat. Nov. 30	at Air Force (MWN)	W, 81-57
Tue. Dec. 3	at Colorado State (ESPN3)	W, 67-62
Sat. Dec. 7	6/7 KANSAS (ESPN2)	W, 75-72
Fri. Dec. 13	ELON (P12N)	W, 80-63
Sat. Dec. 21	^vs. 7/7 Oklahoma St. (ESPN2)	L, 73-78
Sat. Dec. 28	GEORGIA (P12N)	W, 84-70
Thu. Jan. 2	*OREGON STATE (ESPNU)	W, 64-58
Sun. Jan. 5	*10/9 OREGON (FS1)	W, 100-91
Wed. Jan. 8	*%at Washington St. (P12N)	W, 71-70 (ot)
Sun. Jan. 12	*at Washington (FS1)	L, 54-71
Thu. Jan. 16	*25/25 UCLA (P12N)	L, 56-69
Sat. Jan. 18	*USC (FS1)	W, 83-62
Thu. Jan. 23	*at 1/1 Arizona (ESPN2)	L, 57-69
Sat. Jan. 25	*at Arizona State (P12N)	L, 51-72
Sat. Feb. 1	*UTAH (P12N)	W, 79-75 (ot)
Wed. Feb. 5	*WASHINGTON STATE (P12N)	W, 68-63
Sun. Feb. 9	*WASHINGTON (ESPNU)	W, 91-65
Thu. Feb. 13	*at UCLA (ESPN2)	L, 74-92
Sun. Feb. 16	*at USC (ESPNU)	W, 83-74
Wed. Feb. 19	*ARIZONA STATE (ESPNU)	W, 61-52
Sat. Feb. 22	* 4/4 ARIZONA (ESPN)	L, 61-88
Sat. Mar. 1	*at Utah (P12N)	L, 64-75
Wed. Mar. 5	*at Stanford (ESPN2)	W, 59-56
Sat. Mar. 8	*at California (P12N)	L, 65-66 (ot)
Wed. Mar. 12	**vs. USC (Pac-12N)	W, 59-56
Thu. Mar. 13	**vs. Cal (Pac-12N)	W, 59-56
Fri. Mar. 14	**vs. 4/4 Arizona (P12N)	L, 43-63
Thu. Mar. 20	^^vs. Pittsburgh	11:40 a.m.

**-Pac-12 Tournament (MGM Grand Garden Arena, Las Vegas)
%-Spokane, Wash. #-American Airlines Arena (Dallas, Texas)
^-MGM Grand Showcase (MGM Grand Garden Arena, Las Vegas)
P12N (Pac-12 Network); FS1 (Fox Sports 1)
^^ NCAA Tournament 2nd Round (Orlando, Fla.)

CU MBB vs. Pac-12 (under Boyle)

Arizona	3-6	.333
Arizona State	3-3	.500
*California	5-3	.667
UCLA	0-4	.000
Oregon	5-1	.833
*Oregon State	5-2	.714
USC	5-0	1.000
Stanford	3-3	.500
Utah	5-2	.714
Washington	2-2	.500
Washington State	4-0	1.000
Totals	40-26	.606

*includes games in 2010-11

CU MBB vs. Pac-12 (all-time)

Arizona	11-11	.500
Arizona State	5-5	.500
California	12-12	.500
UCLA	1-8	.111
Oregon	8-3	.727
Oregon State	10-4	.714
USC	7-3	.700
Stanford	6-9	.400
Utah	25-17	.595
Washington	8-9	.471
Washington State	5-1	.833
Totals	98-82	.544

CU vs. THE NATION'S TOP-10*(bold indicates under Coach Boyle)*

- #2 vs. Oklahoma St., 57-53, Feb. 12, 1992
- #3 vs. Texas, 93-80, Feb. 4, 2003
#3 vs. Kansas, 72-68, Jan. 20, 1953
#3 vs. Kansas State, 65-57, Feb. 23, 1952
- #4 at Arizona State, 93-70, Dec. 16, 1963
#4 vs. Iowa, 60-57, Dec. 12, 1955
#4 vs. Washington, 81-60, Dec. 30, 1953
- #5 vs. Texas, 91-89, Feb. 26, 2011**
#5 at Missouri, 81-79 (ot), Jan. 15, 1973
#5 vs. New Mexico, 79-72, Dec. 16, 1968
#5 vs. Iowa, 75-54, Mar. 21, 1955
- #6 vs. Kansas, 75-72, Dec. 7, 2013**
#6 vs. Kansas, 60-59, Jan. 22, 2003
#6 vs. Missouri, 92-88, Mar. 9, 1990
- #7 vs. Kansas, 62-59, Jan. 17, 1967
#7 vs. Kansas State, 81-80, Feb. 13, 1961
- #8 vs. Missouri, 89-76, Jan. 8, 2011**
#8 vs. Iowa State, 70-45, Jan. 18, 1997
#8 vs. Kansas, 79-71, Feb. 20, 1991
- #9 vs. Arizona, 71-58, Feb. 14, 2013**
#9 vs. Iowa State, 59-52, Feb. 11, 1957

Colorado defeated a top-5 ranked opponent at HOME: #3, vs. Texas, 93-80 (Feb. 4, 2003)**Colorado defeated a ranked opponent on the ROAD (recent): #19/19 at Oregon, 48-47 (Feb. 7, 2012)****CU defeated a ranked opponent on a NEUTRAL COURT: #16/17 Baylor, 60-58 (at Charleston, S.C.), Nov. 16, 2012****CU faced a No. 1 ranked team: 16 times, latest Jan. 23, 2014 at Arizona, 69-57**

ROAD TRIPS: CU closed the regular season with three straight road games, then left for the Pac-12 Conference Tournament, now they're headed across the country for the NCAA Tournament. Since March 1, the Buffs have covered all four time zones:

Boulder to SLC (Utah: Mar. 1: 510 miles)
 Boulder to Palo Alto (Stanford: Mar. 5: 1,270 miles)
 Palo Alto to Berkeley (Cal: Mar. 8, via bus: 39 miles)
 Boulder to Las Vegas (Pac-12 Tourney: 762 miles)
 Boulder to Orlando (NCAA Tournament: Mar. 22: 1,860 miles)

Total Distance Traveled: 4,441 miles

COACH BOYLE: The Buffs are an impressive 7-2 in the Pac-10/Pac-12 Conference Tournament history (.778). Record and winning percentage rank first • Winning percentage (.648), is the best of any CU coach in men's hoops history (min. 2 years) • 92 victories, most wins in any four-year span in school history (92-49 record).

RECORD BOOKS: CU has made 634 free throws, second most in school history (679: 2010-11 • Rebounding margin of +6.2, ranks second (+8.9: 1962-63) • FT% of .716 ranks eighth all-time at CU • 35 games played this season, ranks third most • 1276 rebounds is fifth all-time with the 1998-99 season.

CU's RECORD WITH THESE STARTING LINEUPS:

Booker, Dinwiddie, Gordon, Johnson, Scott: 12-3
 Booker, Dinwiddie, Hopkins, Johnson, Scott: 2-0
 Booker, Hopkins, Gordon, Johnson, Scott: 2-3
 Booker, Talton, Gordon, Johnson, Scott: 4-2
 Booker, Talton, Thomas, Johnson, Scott: 3-2
 Booker, Talton, Thomas, Johnson, Mills: 0-1

TRIO OF PLAYERS AVG 13.5+ PPG:

(Conference Only; played 75% of team games)

Iowa State: Ejim (18.2), Kane (18.1) & Niang (16.8).
 Missouri: Brown (20.8), Clarkson (16.7) & Ross (13.6).
 Temple: Pepper (17.6), Cummings (16.4) & DeCosey (15.8).
 Oklahoma State: Smart (18.3), Brown (17.5) & Nash (14.6).
 Louisville: Smith (19.1), Harrell (15.5) & Hancock (13.9).
Colorado: Scott (15.6), Booker (14.5) & Johnson (13.7).
 Florida State: Thomas (14.8), Miller (13.5) & White (13.5).

MOST WINS IN A SEASON: Head Coach Tad Boyle is the first CU head coach to guide the program to four-straight 20-win seasons. He also owns the school record for most wins in a season (24), twice.

(Bold indicates Coach Boyle years)

- 24 2011-12**
24 2010-11
- 23 2013-14**
- 22 1996-97
- 21 2012-13**
21 1968-69

BEST HOME RECORDS: Of the best home records in school history (minimum 10 home games played) in terms of wins, the Tad Boyle coaching staff owns the top two and three of four.

2011-2012:	18-2	.900
2013-2014:	16-2	.889
2002-2003:	14-1	.933
2011-2012:	14-2	.875
1996-1997:	13-1	.929
1983-1984:	13-2	.867
2009-2010:	13-3	.813
1999-2000:	13-3	.813
1998-1999:	13-3	.813
1979-1980:	13-3	.813
1990-1991:	13-4	.765
2012-2013:	12-3	.800

PAC-12 TOURNAMENT WRAP: The Buffaloes were the No. 5 seed in the Pac-12 Tournament and advanced to the semifinal round of a league championship for the third time in the last four seasons (includes 2011 Big 12 Championship); all coming under the leadership of Tad Boyle.

CU began the tournament by defeating Southern California, 59-56 for the third time this year. Pac-12 All-Tournament team selection Askia Booker led the Buffs in scoring in all three games, with his best outing coming against the Trojans (21 points). In the quarterfinals, the Buffs faced California and avenged a one-point overtime loss in the regular season finale in Berkeley. The rematch came down to the wire again, but the Buffs stingy 'D' forced Cal into a desperation shot at the buzzer that wouldn't fall and CU advanced to the semis with another 59-56 victory. No. 1 seeded Arizona finally ended CU's tourney run, 63-43, thanks to a huge second half surge. The Buffs held Arizona to its third lowest first half output (27 points) of the season and trailed by just three at intermission; but the Wildcats proved to be a different beast in the second half, bouncing CU from the conference tournament for the second consecutive year.

2013-2014 COLORADO BASKETBALL ROSTER

No.	Student-Athlete	Pos.	Ht.	Wt.	Cl.	Exp	Hometown (High School/Previous College)
0	Askia Booker	PG	6-2	170	Jr.	2L	Los Angeles, Calif. (Price HS)
1	Wesley Gordon	F	6-9	225	RS-Fr.	1L	Colorado Springs, Colo. (Sierra HS)
2	Xavier Johnson	F	6-7	220	So.	1L	Los Angeles, Calif. (Mater Dei HS)
3	Xavier Talton	G	6-2	180	So.	1L	Sterling, Colo. (Sterling HS)
5	Eli Stalzer	G	6-3	190	So.	1L	Brea, Calif. (Mater Dei HS)
10	Tre'Shaun Fletcher	G/F	6-7	200	Fr.	HS	Tacoma, Wash. (Lincoln HS)
12	Kevin Nelson	G	6-2	185	Jr.	RS	Albuquerque, N.M. (Albuquerque Academy/ Missouri State University-West Plains)
13	Dustin Thomas	F	6-7	220	Fr.	HS	Texarkana, Texas (Pleasant Grove HS)
14	Beau Gamble	G	6-0	180	Sr.	1L	Boulder, Colo. (Fairview HS/Santa Clara)
23	Jaron Hopkins	G	6-5	190	Fr.	HS	Mesa, Ariz. (Dobson HS)
24	George King	G/F	6-5 ^{1/2}	208	Fr.	HS	San Antonio, Texas (Brennan HS)
25	Spencer Dinwiddie	PG	6-6	200	Jr.	2L	Woodland Hills, Calif. (Taft HS)
32	Ben Mills	C	7-0	230	Sr.	3L	Hartland, Wis. (Arrowhead HS)
40	Josh Scott	F	6-10	245	So.	1L	Monument, Colo. (Lewis-Palmer HS)

Head Coach: Tad Boyle (Kansas '85) - Fourth Year at CU

Associate Head Coach: Jean Prioleau (Fordham '92) - Fourth Year

Assistant Coach/Head Recruiting Coordinator: Mike Rohn (McPherson College '90; Fort Hays State '93) - Fourth Year

Assistant Coach: Rodney Billups (Denver 2005) - Fourth Year

Director of BB/Video Operations: Bill Cartun (Bates College 2005; Connecticut 2007) - Fourth Year

Director of Player Development: Sean Kearney (Scranton '81) - First Year

Athletic Trainer: Rawley Klingsmith (Northern Colorado 2000; Oregon 2002) - First Year

Director of Basketball Strength & Conditioning: James Hardy (Christopher Newport 2003; Auburn 2006) - Seventh Year

Arizona (1) Jaron Hopkins	Seniors (3) Beau Gamble Ben Mills	6-0 Gamble
California (4) Askia Booker Spencer Dinwiddie Xavier Johnson Eli Stalzer	Juniors (3) Askia Booker Spencer Dinwiddie Kevin Nelson	6-2 Booker Nelson Talton
Colorado (5) Brett Brady Beau Gamble Wesley Gordon Josh Scott Xavier Talton	Sophomores (5) Brett Brady Xavier Johnson Josh Scott Eli Stalzer Xavier Talton	6-3 Stalzer
New Mexico (1) Kevin Nelson	Redshirt-Freshmen (1) Wesley Gordon	6-5 Hopkins King
Texas (2) George King Dustin Thomas	Freshmen (4) Tre'Shaun Fletcher Jaron Hopkins George King Dustin Thomas	6-6 Dinwiddie
Washington (1) Tre'Shaun Fletcher		6-7 Fletcher Johnson Thomas
Wisconsin (1) Ben Mills		6-9 Gordon
		6-10 Scott
		7-0 Ben Mills

WHO ON THE TEAM DOES WHAT ...

Bench: Josh benches 267lb; He benches 185lb 17 times
(Last year, he benched 185 only 7 times)

Squats: Josh: 433 (team all-time high is Austin Dufault 444)

Approach Vertical: Askia is 42.5

Standing Vertical: Xavier is 34.5

Biggest Shoe Size: George - 16

Smallest shoe size: Beau - 10.5

Tallest: Ben Mills 7-0

Shortest: Beau 6-0

Heaviest: Josh 245

Lightest: Askia 170

Oldest: Kevin 23 years old

Youngest: Dustin 18 years old

Most credit hours (spring semester): Ben Mills,
Beau Gamble (13 credits).

Madden Football Champion: Spencer

BUFF BITS: CU is 4-2 this season when having three starters from the Centennial State (Gordon, Scott, Talton) • Askia Booker, Josh Scott, and Xavier Johnson all scored in double-figures in both Pac-12 Tournament games, marking the 19th and 20th time that has happened this season. CU is 16-4 in those games • When Booker is the leading scorer, CU is 8-2 in those games • Since CU joined the Pac-12, it has played the most one-point games in the conference (8). The Buffaloes are 5-3 in those games.

BLOCKS IN A SEASON: Last time CU had two players with 40+ blocks in a season was 1993-94 (Ted Allen: 55, Donnie Boyce: 40). This season: Wesley Gordon (41) and Josh Scott (40).

20-POINT SCORERS: Four different players have scored over 20 points resulting in a combined 14-4 record. Askia Booker: 4-1 record; Josh Scott: 4-2; Xavier Johnson: 3-1; and Spencer Dinwiddie: 3-0.

MBB MISCELLANEOUS: Overall (all games), CU is 39-3 out-rebounding and holding opponent under 40 FG% • CU is 13-7 when committing single-digit turnovers over the last four years (CU has performed single-digit turnovers six times this season) • CU has made at least one three-pointer in

399-straight games (dating back to Jan. 19, 2002) • CU is 15-5 when the game is a home sellout.

5TH PLACE OR BETTER: This season was the fourth straight year CU finished the conference season in fifth place among the final standings (three: Pac-12, once: Big 12). The four conference placings of fifth place or better is the first time since the 1963-67 seasons (1963-64: 2nd; 1964-65: t-5th; 1965-66: t-5th; 1966-67: t-2nd).

DOUBLE-DOUBLES: Biggest Improvement in 2012-13 à 2013-14

(play in 75% of team games both seasons)

Player, Team(s)	2012-13	2013-14	Diff
D.J. Shelton, Wash State	1	13	+12
Josh Scott, Colo	2	13	+11
Montrezl Harrell, Lou	0	10	+10
Talib Zanna, Pitt	2	11	+9
Jordan Bachynski, AriSt	4	12	+8
Cameron Ridley, Tex	1	9	+8

PAC-12, MOST REBOUNDS BY TRIO

(top trio on each team only)

Cal: 687 - R. Solomon (307), D. Kravish (242) & T. Wallace (138).

Arizona: 673 - A. Gordon (265), K. Tarczewski (212) & R. Hollis-Jefferson (196).

Stanford: 666 - J. Huestis (275), D. Powell (227) & A. Brown (164).

UCLA: 619 - K. Anderson (292), J. Adams (175) & T. Parker (152).

Colo: 615 - J. Scott (289), X. Johnson (190) & W. Gordon (183).

TEAM NOTES: CU is an impressive 27-4 under Boyle when having 15+ assists in a game • CU is 7-0 overall when shooting 50 FG% (4-0 in Pac-12 games) • CU is 13-2 in single digits games (9-0 at home, 4-1 on the road) • CU has scored under 65 points in eight-straight games (4-4).

UNDER THE BOYLE WATCH: CU has made a school record back-to-back-to-back NCAA Tournaments appearances (2011-12, 2012-13, 2013-14) • Boyle was the first CU head coach since Sox Walseth to lead the Buffs to back-to-back NCAA Tournament appearances in 2011-12 & 2012-13 • The 2012-13 NCAA Appearance is CU's first at-large invite since 2002-03 (this season was another at-large bid) • In 12 NCAA Tournament appearances, the Buffs are 10-14 (.417) with two Final Fours (1942 & 1955) • First time in 113 years, four consecutive post-season appearances in post-season play (2010-11 NIT semifinal; 2011-12 NCAA 3rd Round; 2012-13 NCAA 2nd Round; 2013-14 2nd Round).

IMPRESSIVE STATS: Under the Boyle staff at the Events Center, CU is 50-1 when out-rebounding the opponent (last year out-rebounded Ariz. St., 41-26, OT loss) • CU is 31-2 when the opponent shoots under

Tad Boyle Career Record in Close Games (four years at Colorado)

Single-Digit Games (1-9 pts.): 47-23

2013-14: 15-2

Home: 9-0

Away: 4-1

Neutral: 2-1

2012-13: 11-8

Home: 3-3

Away: 5-4

Neutral: 3-1

2011-12: 11-4

Home: 6-0

Away: 2-3

Neutral: 3-1

2010-11: 10-9

Home: 6-2

Away: 2-5

Neutral: 2-2

1-5 Point Games Overall: 28-12

Home: 12-3

Away: 8-7

Neutral: 8-2

1-Point Margin: 5-4

Home: 2-0

Away: 2-3

Neutral: 1-1

2-Point Margin: 7-1

Home: 3-0

Away: 1-1

Neutral: 3-0

3-Point Margin: 6-3

Home: 1-2

Away: 3-1

Neutral: 2-0

4-Point Margin: 4-2

Home: 2-1

Away: 1-1

Neutral: 1-0

5-Point Margin: 6-2

Home: 4-0

Away: 1-1

Neutral: 1-1

OT Games: 5-5

Home: 2-2

Away: 2-3

Double-OT Games: 1-0

Home: 1-0

OVER THE YEARS WITH CU: Here's a look at CU basketball over the last 17 years with each head coach at the helm in Pac-12 & Big 12 play (all games stats listed). Bold indicates the best stat. Of the six categories, coach Boyle owns four of them.

TAD BOYLE

Years	PPG	FG %	3-Pt.%	FT%	To	W's
2013-14	70.9	.437	.320	.716	13.2	23
2012-13	67.6	.433	.344	.686	13.3	21
2011-12	67.5	.446	.348	.691	13.0	24
2010-11	80.1	.475	.374	.778	11.6	24

JEFF BZDELIK

Years	PPG	FG %	3-Pt.%	FT%	To	W's
2009-10	74.6	.473	.388	.766	13.2	15
2008-09	62.9	.454	.346	.731	14.1	9
2007-08	62.4	.451	.343	.684	13.4	12

RICARDO PATTON

Years	PPG	FG %	3-Pt.%	FT%	To	W's
2006-07	69.1	.417	.313	.655	17.5	7
2005-06	76.8	.434	.342	.646	14.0	20
2004-05	71.6	.435	.353	.629	14.4	14
2003-04	74.2	.464	.372	.621	14.6	18
2002-03	75.2	.443	.326	.669	14.0	20
2001-02	79.7	.453	.357	.677	17.0	15
2000-01	80.6	.460	.359	.715	16.5	15
1999-00	75.2	.426	.339	.686	14.3	18
1998-99	73.1	.414	.344	.702	14.7	18
1997-98	71.4	.404	.346	.688	14.3	13
1996-97	73.1	.420	.362	.681	13.9	22

**#0 Askia Booker • Los Angeles, Calif. (Price HS)
Guard • 6-2 • 170 • Jr. • 2L**

- Communication major; interested in creative writing.
- 2014 All-Pac 12 All-Tournament Team
- 2014 All-Pac-12 Honorable Mention
- 2014 All-District VIII (WY, UT, ID, NM, CO, NV, MT)
- Averaging 4.7 apg. in 17 games (80 total) w/ out Dinwiddie.
- First career double-double (16 pts., 12 assts.) at UCLA.
- First career back-to-back 20-point games (WSU & UW).
- Led CU in assists 15 of 16 games (three shared).
- 3rd on CU in ppg. (14.0); 1st in assists (116), steals (45), treys (37).
- Pac-12: 14.5 ppg., 4.5 apg., 4.3 rpg., 1.6 spg.
- Career-high five 3-pointers against UCLA (Jan. 16).
- Career-best 5 steals at Arizona State (Jan. 25).
- 31st player with over 1,000 career points (1,202: 19th place).
- Career: No. 16 in minutes (2,849); No. 18 assists (236).
- 30-footer at buzzer to beat No. 6/6 Kansas (Dec. 7) at CU.
- Pac-12 Player of the Week (Jan. 6 & Dec. 9).
- Career-high 27 points in home win vs. Oregon (Jan. 5).
- Iced the win at CSU with two FTs with three seconds to play.

**#1 Wesley Gordon • Colorado Springs, Colo. (Sierra HS)
Forward • 6-9 • 225 • RS-Fr.**

- Anthropology major – cultural anthropology is his focus.
- Second among Pac-12 freshman rebounds (6.1).
- Had second longest rebounding streak in Pac-12 w/ 6+ 9 times.
- Second on CU in rebounding (6.1); fifth in scoring (5.9 ppg.).
- Leads all Pac-12 freshmen in blocks (41); 2nd in rebounding (6.1).
- t-1st in CU blocks (41, 1.4 bpg) • 10 games w/ at least 2+ blocks.
- Has 26 starts, missed 4 games w/ injury.
- First career double-double at UW: 13 rbs., 11 pts., 4 blocks.
- Ranks 5th on the CU freshmen rebounding list (183).
- 20 games w/ 6+ rebounds • 4 games w/ 3+ blocks.

**#2 Xavier Johnson • Los Angeles, Calif. (Mater Dei HS)
Forward • 6-7 • 220 • So. • 1L**

- Double major: ethnic studies and communication.
- Career-high 27 points, team-best 10 FGs made vs. Washington.
- Netted 24 points at Cal • When XJ scores 11+, CU is 17-5.
- Averaged 19 points & 5.5 rebs. in two games in the Bay Area trip.
- Three double-doubles (Washington, Utah, Elon).
- Last 5 games: 1st in scoring (14.0 ppg.), third w/ 5.4 rpg.
- Pac-12 games: 18 starts; 12.8 ppg., 5.4 rpg.
- Five times this season (8 career) has led Buffs in scoring.
- 2nd in 3-pointers (36) • 3rd in rebounding (5.9).

**#3 Xavier Talton • Sterling, Colo. (Sterling HS)
Guard • 6-2 • 180 • So. • 1L**

- Double major: marketing and sociology.
- Tied career-high 14 points at USC w/ career-best 7 boards at USC.
- 27 treys this season • Career-best 5 assists vs. ASU (Feb. 19).
- Career-best 14 pts. vs. Utah; career-best 4 treys, 2 blocks vs. Utes.
- Season-high 19.3 minutes (7.3 mpg. last year).

**#5 Eli Stalzer • Brea, Calif. (Mater Dei HS)
Guard • 6-3 • 190 • So. • 1L**

- Accepted into CU's College of Music (Oct. 2012)
- Major is music (is a pianist) • 26 games played
- Scored a career-best 8 points at Utah.

**#10 Tre'Shaun Fletcher • Tacoma, Wash. (Lincoln HS)
Guard/Forward • 6-7 • 200 • Fr. • HS**

- Open Option major in CU's College of Arts and Sciences.
- Knee injury at Washington (Jan. 12) • Returned at Pac-12 Tourney.
- First CU MBB player from Washington state since the 1999-2000.
- Four games with seven or more points in a game.

**#12 Kevin Nelson • Albuquerque, N.M. (Albuquerque Acad.)
Guard • 6-2 • 185 • Jr.-RS**

- Finance major • Missed 2012-13 season with broken right ankle.
- Played in eight games this season • Sr. in classroom; Jr. on court.

**#13 Dustin Thomas • Texarkana, Texas (Pleasant Grove HS)
Forward • 6-7 • 220 • Fr. • HS**

- Open Option major in CU's College of Arts and Sciences.
- Started 6 games: 5.5 ppg., 3.5 rpg.
- Season-high 27 minutes at UCLA • 3+ boards in 17 games.
- Second youngest player in the Pac-12 Conference (MBB).

**#14 Beau Gamble • Boulder, Colo. (Fairview HS)
Guard • 6-0 • 180 • Sr. • 1L**

- Communication major • Eight games played this season.
- Toured Lithuania with Athletes in Action during the summer.

**#23 Jaron Hopkins • Mesa, Ariz. (Dobson HS)
Guard • 6-5 • 190 • Fr. • HS**

- Open Option major in College of Arts & Sciences.
- Tied for team honors w/ 10 rebounds in home win vs. UW (Feb. 9).
- 9 starts this season: 4.8 ppg., 2.7 rpg., 1.1 apg., 0.8 spg.
- Tied a season-best three made treys at Utah (March 1).
- Season-best 13 points (10 at first half) in home win vs. Oregon State.
- Scored 10 first half points w/ season-best 4 assists, 3 steals at USC.
- 10 points, season-high 2 steals in home win against USC (Jan. 18).
- Against Oregon State: 13 pts. on 5-of-8 FG, 2 treys.

**#24 George King • San Antonio, Texas (Brennan HS)
Guard/Forward • 6-5 1/2 • 208 • Fr. • HS**

- College major is psychology • Played in 26 of 35 games.
- 5 points, 3 assists, 16 minutes against USC (Jan. 18).
- Season-best 11 points vs. Arkansas State; 7 boards vs. Jackson State

**#25 Spencer Dinwiddie • Woodland Hills, Calif. (Taft HS)
Guard • 6-6 • 200 • Jr. • 2L**

- Out for the season 2013-14 season with ACL injury.
- Communication major; interested in broadcasting.
- 30th player in school history with 1,000 points (1,115: 23rd place).
- Team leader: scoring (14.7 ppg.), assists (3.1 apg.), steals (1.5).
- Tied career-high seven assists in wins over Oregon, Elon & Kansas.
- Scoring double-digits 13 of 17 games this season.
- Led CU in assists 11 times, steals 8 times, scoring 6 times.
- Top-50 Watch Lists: Cousy, Naismith, Wooden.
- Only Pac-12 player on World University Games summer roster.

**#32 Ben Mills • Hartland, Wis. (Arrowhead HS)
Center • 7-0 • 230 • Sr. • 3L**

- College major is English with an emphasis in creative writing.
- Enjoys writing fiction short stories • Events Center fan favorite.
- Scored a key four points, three rebounds in home win vs. Kansas.
- Started on Senior Night vs. 4/4 Arizona; made lone attempted trey.
- 92 wins over four-year career, ranks No. 1 among 4-year CU players.

**#40 Josh Scott • Monument, Colo. (Lewis-Palmer HS)
Forward • 6-10 • 245 • So. • 1L**

- College major is psychology (an education major).
- 2014 All-Pac-12 First Team Selection • 2014 All-District VIII.
- Shooting a team-best 51.0 FG% • 3rd in team scoring (14.1 ppg.).
- t-2nd Pac-12 double-doubles (13); 7 doubles in Pac-12 play (3rd).
- Pac-12 games only (led team: 52.8 FG%; 15.6 ppg., 8.4 rpg., 28 blks).
- Shot 50+ FG% in 19 games; 13 games over 60 FG%.
- Led team in rebounding 22 of 35 games (5 shared).
- Led team scoring 14 times (1 shared); 7 games w/ at least 3 blocks.
- Tied for first on team with 40 blocks.
- 23rd nationally with 13 double-doubles (t-12th at CU for a season).
- Made 20-straight made free throws spanning three games.

FREE THROW SHOOTING: Career percentages at the charity stripe with under 5 and 2 minutes (and overtime) to play for the current players on the roster.

5:00-2:01

Stalzer	3-of-4	100%
Booker	26-of-31	83.9%
Scott	15-of-19	78.9%
Dinwiddie	53-of-69	76.8%
Gordon	3-of-4	75.0%
Johnson	8-of-11	72.7%
Mills	4-of-5	80.0%
Talton	7-of-11	63.6%
Thomas	1-of-3	33.3%
Hopkins	0-of-6	0.0%
Fletcher	0-of-1	0.0%

2:00-0:00

Fletcher	2-of-2	100%
Dinwiddie	89-of-105	84.8%
Gordon	4-of-6	66.7%
Scott	19-of-26	73.1%
Booker	43-of-60	71.7%
Talton	9-of-15	60.0%
Mills	3-of-5	60.0%
Johnson	13-of-25	52.0%
King	3-of-6	50.0%
Stalzer	3-of-6	50.0%
Hopkins	1-of-2	50.0%
Thomas	1-of-2	50.0%
Gamble	0-of-2	0.0%

OT 5:00-2:01

Dinwiddie	4-of-4	100%
Scott	3-of-3	100%
Johnson	3-of-6	50%

OT 2:00-0:00

Booker	12-of-14	86.0%
Dinwiddie	3-of-6	50.0%
Johnson	1-of-2	50.0%

Combined Total

Dinwiddie	149-183	81.4%
Scott	37-of-48	77.1%
Booker	81-of-105	77.1%
Mills	7-of-10	70.0%
Fletcher	2-of-3	66.7%
Gordon	7-of-10	70.0%
Talton	16-of-25	64.0%
Stalzer	6-of-10	60.0%
Johnson	25-of-44	56.8%
King	3-for-6	50.0%
Thomas	2-of-5	40.0%
Hopkins	1-of-8	12.5%
Gamble	0-of-2	0.0%

40 FG% (UCLA this season & at Cal) • CU is an incredible 27-0 at home when out-rebounding the opponent AND holding opponent under 40 FG% • In four years, the Buffs are 15-3 in games when a home win follows a road OR neutral court loss.

NATIONALLY RANKED OPPONENTS: CU is 11-15 against ranked opponents • 5-9 against the nation's Top-10 under Boyle • CU has defeated a nationally ranked opponent at least once since 2010-11 • CU is 2-6 against ranked opponents this season.

DOUBLE-DOUBLE: Not by the tradition way of points/rebounds, Askia Booker recorded his first-career double scoring 16 points with 12 assists at UCLA. He's the first player since Marcus Hall (10 vs. Baylor, March 13, 2008) • "Ski" is the seventh CU player in school history with at least 12+ assists in a game. Last CU player with that many Jose Winston (15 vs. Coppin St., Jan. 2 2001).

UNDER 70 POINTS A GAME (when 3-Pt. FG Established): Entering this season, no CU team has kept the opposition from averaging in the 60's three-straight seasons since the inception of the 3-point play. So far, the CU defense is holding the opposition to 67.9 ppg. Last year, it was 63.6 ppg., and in 2011-12, the opponent averaged 63.0 ppg. The Buffs can match the 1978-79 (66.9), 1979-80 (67.3), 1980-81 (64.5).

TEAM SCORING: CU boasts four players averaging over 11 ppg, including three over 14 a game. It's the first time three players have averaged that many since 1995-96 when four players averaged 14 or more a game.

20-POINT SCORERS: CU has had multiple 20-point scorers in three games this season--all wins (Oregon, WSU, UW). In 33 games last season & 36 games in 2011-12, CU did not have a pair score 20 in the same game. In 2010-11, it happened eight times (5-3 record) • Against Washington, CU had three 20-point scorers in the same game (Johnson-27, Scott-21, Booker-20), a first since Feb. 3, 2007, Oklahoma State (Kal Bay-21, Dominique Coleman-20, Richard Roby-20).

FEBRUARY: CU went 5-2 in February, its strongest February since 1961-62 (53 years ago). The 1961-62 team won all seven February games. That team (19-7) won the Big 8 Conference title and finished with its highest national AP ranking (#9).

CU All-Time in AP Polls

- CU is not ranked this week.
- Ranked this year six-straight weeks.
- Highest ranking this season #15.
- CU was ranked in the Coaches' Poll 5-straight weeks (No. 17 the highest).
- CU has been ranked in 34 polls all-time.
- A top 10 ranking nine times.
- Highest ranking was No. 6, Dec. 18, 1963, the third poll of that season.
- Consecutive weeks ranked: 10 – last 7 polls of 1969, first three of 1970; in one season - 8; last 8 polls of the 1997 season.
- Most times ranked in one season – 8 in 1997; 7 in 1969; 6 in 1963.
- The AP poll was 20 teams from 1949-60, 10 teams from 1961-68 and back to 20 from 1969-1989, then 25 since 1990.

Season Poll# Date Rank

1953	2	Dec. 23	18
1955	Final	Mar. 8	15
1961	2	Dec. 20	15
1962	10	Feb. 20	9
1962	11	Feb. 27	9
1962	Final	Mar. 13	9
1963	2	Dec. 11	8
1963	3	Dec. 18	6
1963	9	Jan. 29	8
1963	10	Feb. 5	7
1963	11	Feb. 12	7
1963	Final	Mar. 12	10
1969	7	Jan. 14	20
1969	8	Jan. 21	17
1969	9	Jan. 28	17
1969	10	Feb. 4	20
1969	11	Feb. 11	14
1969	12	Feb. 18	18
1969	Final	Mar. 4	18
1970	Pre	N/A	10
1970	1	Dec. 9	17
1970	2	Dec. 16	16
1970	4	Dec. 30	20
1997	10	Jan. 21	18
1997	11	Jan. 28	18
1997	12	Feb. 4	15
1997	13	Feb. 11	15
1997	14	Feb. 18	21
1997	15	Feb. 25	19
1997	16	Mar. 4	18
1997	Final	Mar. 11	24
2012	3	Nov. 19	23
2012	4	Nov. 26	19
2013	6	Dec. 9	21
2013	7	Dec. 16	20
2013	8	Dec. 23	21
2013	9	Dec. 30	20
2014	10	Jan. 6	15

2013-14 Pac-12 (Mar. 16)

NL Stats (Mar. 16)

Category/Name	All Games		FINAL Pac-12		National	
	Rank	Stat	RK	Stat	RK	Stat
Scoring Offense	10th	70.9	10th	68.9	151	70.9
Scoring Defense	4th	67.9	5th	70.4	120	67.9
Scoring Margin	7th	+2.9	9th	-1.5	117	+2.9
Field Goal %	11th	.437	9th	.429	182	.437
Field Goal % Defense	7th	.429	4th	.432	129	.429
Free Throw %	5th	.716	5th	.717	107	.716
3-Point Field Goal %	11th	.320	11th	.318	270	.320
3-Point FG Pct. Defense	9th	.361	11th	.374	256	.361
Rebounding Offense	2nd	37.5	2nd	36.4	-	-
Rebounding Defense	2nd	31.3	1st	32.5	-	-
Rebounding Margin	2nd	+6.2	2nd	+3.9	13	6.2
Blocked Shots	8th	3.4	5th	4.0	187	3.4
Assists	11th	11.5	10th	11.1	248	11.5
Steals	4th	6.0	t-4th	5.7	166	6.0
Turnover Margin	10th	-0.9	10th	-1.9	254	-0.9
Assist/Turnover Ratio	12th	0.91	11th	0.8	273	0.91
Offensive Rebounds	2nd	11.6	t-2nd	11.1	-	-
Defensive Rebounds	5th	25.9	3rd	25.3	-	-
Defensive Rebound %	2nd	.740	2nd	.718	-	-
Offensive Rebound %	2nd	.343	2nd	.330	-	-
3-Point FG Made	11th	5.2	t-10th	4.8	271	5.2

Individuals

Scoring

Josh Scott	15th	14.1	11th	15.6	-	-
Askia Booker	16th	14.0	14th	14.5	-	-
Xavier Johnson	25th	12.0	t-17th	13.7	-	-

Rebounding

Josh Scott	4th	8.5	7th	8.4	48	8.5
Wesley Gordon	16th	6.1	5th	6.3	-	-
Xavier Johnson	18th	5.9	16th	6.1	-	-

FG%

Josh Scott	12th	.510	4th	.528	-	-
------------	------	------	-----	------	---	---

FT%

Josh Scott	8th	.815	6th	.814	145	.815
Askia Booker	9th	.809	7th	.813	165	.809

Assists

Askia Booker	12th	3.4	5th	4.5	-	-
--------------	------	-----	-----	-----	---	---

Blocks

Wesley Gordon	5th	1.4	t-6th	1.6	145	1.4
Josh Scott	9th	1.2	t-6th	1.6	215	1.2

Steals

Askia Booker	7th	1.3	5th	1.7	250	1.3
--------------	-----	-----	-----	-----	-----	-----

Assist-Turnover Ratio

Askia Booker	8th	1.4	10th	1.5	-	-
--------------	-----	-----	------	-----	---	---

Offensive Rebounds

Josh Scott	2nd	3.0	t-2nd	2.9	-	-
Wesley Gordon	6th	2.5	4th	2.9	-	-
Xavier Johnson	-	-	t-14th	2.0	-	-

Defensive Rebounds

Josh Scott	8th	5.5	8th	5.6	-	-
------------	-----	-----	-----	-----	---	---

Double-Doubles

Josh Scott	t-2nd	13	t-3rd	7	23rd	13
------------	-------	----	-------	---	------	----

SPENCER DINWIDDIE: The 6-6 junior's 2013-14 season ended by an ACL injury that will require surgery when swelling subsides in his left knee (surgery was Monday, Jan. 20). The injury was suffered in the first half at Washington. Dinwiddie led the Buffs in scoring (14.7 ppg.), assists (64, 3.8 apg.) and steals (26, 1.5 spg.). He also leads in free throw shooting (.857). In the history book, Dinwiddie ranks in a number of categories: No. 3 in FT% (420-of-506, .830) • No. 4 in 3-FG% (115-of-298, .386) • t-No. 11 in game starts (86: started all 86 career games) • No. 17 in minutes (2,590) • No. 20 in assists (227) • No. 23 in scoring (1,115 pts).

CU SENIORS: Beau Gamble and Ben Mills will be graduating this May. Here's their write up that was read at Senior Day festivities on Feb. 22 before the CU-Arizona game.

A product of Fairview high school, **Beau Gamble** always knew he wanted to play for the Colorado Buffaloes, and in 2011 he made that dream a reality after transferring from Santa Clara. Per NCAA rules Gamble was forced to sit out the 2011-12 season, but served as an invaluable member of the practice squad as CU would go on to win the Pac-12 tournament and advance to the third round of the NCAAs. Gamble has proven to be a mentor inside the CU locker room and one his teammates count on for advice and guidance. Majoring in communication, Gamble looks to continue a career in sports as a broadcaster after graduation.

Ben Mills has been a fan favorite since he first stepped on CU's campus in 2010. The 7-footer from Hartland, Wis. was a part of Tad Boyle's first recruiting class, and has been a member of some of the most successful teams in Colorado basketball history, including the 2012 Pac-12 championship team. To highlight his senior campaign, Mills contributed a vital spark from the bench to set the tone in CU's 75-72 win over No. 6 Kansas when he made back-to-back baskets in the first half. He also set a new career high for rebounds when he pulled down five against USC earlier this year. Mills will graduate this May with a degree in English and Creative Writing.

BOYLE TO TEAM WITH COLLEAGUES TO SUPPORT COACHES VS. CANCER

Head coach Tad Boyle is scheduled to team with coaches from around the nation during the seventh annual Coaches vs. Cancer Las Vegas Golf Classic at MGM Grand Hotel and Casino on the Las Vegas Strip, May 18-20. Since its inception, the event has netted nearly \$1.5 million to directly benefit the American Cancer Society's effort to finish the fight against cancer. Coaches vs. Cancer is a partnership between the American Cancer Society and the National Association of Basketball Coaches.

WHY CU AND NOT UC? A question often asked of many former Big Eight schools: Why is it the University of Colorado, but the moniker is CU and not UC? (The same applies at Kansas—KU, Missouri—MU, Nebraska—NU and Oklahoma—OU). "Midwestern casualness," said CU historian, the late Fred Casotti. It has always been this way at Colorado, for whatever reason, and at the other four—but seemingly nowhere else in the USA (except for Tulsa, but its midwest, too). In the 1950s, there was a concerted effort to eliminate the use of "CU" on the Boulder campus, both as a symbol and in speech, but Casotti said that no one would buy into it. "Nobody would change," he said. "It's easier to say than U of C, UC sounds like slang or something (as in 'you see'), and it was traditional. By trying to eliminate it, they reinforced it."

2013-2014 Game Leaders & Career Scoring Double-Digits

	'13-14	Career
Askia Booker	28	64
Spencer Dinwiddie	13	60
Josh Scott	30	46
Xavier Johnson	24	36
Jaron Hopkins	6	6
Wesley Gordon	5	5
Xavier Talton	5	5
George King	2	2
Dustin Thomas	1	1

Double-Digit Rebounding Games

	'13-14	Career
Josh Scott	13	18
Xavier Johnson	3	6
Wesley Gordon	4	4
Jaron Hopkins	1	1

Double-Doubles

	'13-14	Career
Josh Scott	13	15
Xavier Johnson	2	4
A. Booker/W. Gordon	1	1

20-Point Games

	'13-14	Career
Spencer Dinwiddie	3	11
Josh Scott	6	8
Askia Booker	5	7
Xavier Johnson	4	5

Led in Scoring

	'13-14	Career
Spencer Dinwiddie	6	30
Askia Booker	11	26
Josh Scott	14	19
Xavier Johnson	5	8
Jaron Hopkins	1	1

Rebounding Leaders

	'13-14	Career
Josh Scott	22	27
Xavier Johnson	6	9
Wesley Gordon	6	6
Askia Booker	2	3
Jaron Hopkins/George King	1	1
Spencer Dinwiddie	-	1

Assist Leaders

	'13-14	Career
Spencer Dinwiddie	11	38
Askia Booker	19	35
Xavier Talton	6	8
Jaron Hopkins	4	4
Xavier Johnson	2	2
Wesley Gordon	2	2
Josh Scott	-	1

Steal Leaders

	'13-14	Career
Spencer Dinwiddie	8	25
Askia Booker	14	28
Jaron Hopkins	10	10
Josh Scott	10	13
Xavier Johnson	6	7
Xavier Talton	7	7
Wesley Gordon	4	4
Eli Stalzer	3	3
Fletcher/King	2	2
Dustin Thomas	1	1
Ben Mills	1	2

Block Leaders

	'13-14	Career
Josh Scott	16	24
Spencer Dinwiddie	3	13
Wesley Gordon	15	15
Xavier Johnson	4	10
Tre'Shaun Fletcher	3	3
Xavier Talton	3	3
Dustin Thomas	1	1

Career Games

	Starts	Career Gm
Spencer Dinwiddie	86	86
Askia Booker	68	102
Xavier Talton	12	66
Josh Scott	63	65
Xavier Johnson	50	65
Ben Mills	1	58
Eli Stalzer	-	51
Jaron Hopkins	9	34
Dustin Thomas	6	34
Wesley Gordon	27	31
George King	-	25
Tre'Shaun Fletcher	-	20

THE LAST TIME ...

20-Point Scorer: 21, Askia Booker vs. USC (at Las Vegas), Mar. 12, 2014

30-Point Scorer: 33, Alec Burks, vs. Texas, Feb. 26, 2011

40-Point Scorer: 42, Jaquay Walls, Iowa State (ot), Feb. 19, 2000

Two 20-point Scorers in Same Game: vs. WSU: Askia Booker (26), Xavier Johnson (20), Feb. 5, 2014

Three 20-point Scorers in Same Game: Xavier Johnson (27), Josh Scott (21), Askia Booker (20) vs. Washington, Feb. 9, 2014

Five Double-Figure Scorers in Same Game: at USC, Feb. 16, 2014: Xavier Johnson (20), Askia Booker (18), Josh Scott (17), Xavier Talton (14), Jaron Hopkins (10).

Six/Seven Double-Figure Scorers in Same Game: vs. Jackson State, Nov. 16, 2013: Askia Booker (15), Xavier Talton (13), Dustin Thomas (13), Jaron Hopkins (12), Spencer Dinwiddie (11), Josh Scott (11), Wesley Gordon (10).

Double-Double Performance: Josh Scott (10 pts., 10 rebs.) at California, March 8, 2014

Triple-Double Performance: David Harrison (20 points, 10 rebounds, 11 blocks), Nebraska, Mar. 8, 2003

Player with 20 or More Rebounds: 21, Stephane Pelle, Stetson, Nov. 24, 2002; 20, Andre Roberson, Stanford, Jan. 27, 2013; 20, Andre Roberson at Fresno State, Dec. 12, 2012

Player with 15 or More Rebounds: 15, Xavier Johnson vs. Elon, Dec. 13, 2013; 15, Andre Roberson, Arizona State, Feb. 16, 2013

Player with 10 or More Rebounds: 11, Wesley Gordon at California, March 8, 2014

Last Pair with 15+ rebounds in same game: Andre Roberson (15)/Alec Burks (15) vs. Iowa State (Mar. 9, 2011, at Kansas City); Cliff Meely (21) and Mike Colman (15) vs. Missouri, Mar. 8, 1969

Player with 10 or More Assists: 12, Askia Booker at UCLA, Feb. 13, 2014

Player with Five or More Steals: 6, Spencer Dinwiddie vs. Jackson State, Nov. 16, 2013; 6, Alec Burks vs. Yale, Dec. 29, 2009; 5, Askia Booker at Arizona State, Jan. 25, 2014

Player with Six or More Three-Point FGs Made: 6, Levi Knutson, at Kansas State (Jan. 12, 2011) and vs. Oregon State (Dec. 4, 2010)

Player with Five or More Blocked Shots: 7, Andre Roberson, Oregon, Feb. 4, 2012

Scored 100+Points, Team: 100, Oregon (91), Jan. 5, 2014

Scored under 49 Points, Team: 43 vs. Arizona (63), at Las Vegas, Mar. 14, 2014

Scored under 39 Points, Team: 35, vs. Texas (78), Kansas City, Mo., Mar. 10, 2000

Shot 60.0 Percent or Better from the Field, Team: 66.7, Northern Arizona, Dec. 21, 2012

Shot Under 35.0 Percent from the Field, Team: 29.4 vs. Arizona, at Las Vegas, Mar. 14, 2014

Made 30 or More Free Throws, Team: 34, vs. Oklahoma State, Jan. 15, 2011; 33 vs. Oregon, Jan. 5, 2014

Made 10 or more Three-Point Field Goals, Team: 12 vs. Utah, Dec. 31, 2011

Had 50 or More Rebounds, Team: 52 vs. Hartford, Dec. 29, 2012; 51 at USC, Jan. 26, 2012

Had 25 or more Assists, Team: 27 vs. Cal State Northridge, Dec. 22, 2009

Had 15 or More Steals, Team: 19, vs. Savannah State, Jan. 3, 2006; 15 vs. USC, Jan. 10, 2013

Had 10 or More Blocked Shots, Team: 10, vs. Pepperdine, Dec. 4, 2006

Had Fewer than 7 Turnovers, Team Since 2005 (Coach Boyle teams are indented)

4, at Iowa St., Jan. 30, 2010 (L, 63-64);

5, vs. California, Feb. 26, 2012 (W, 70-57); 5, vs. California, Mar. 18, 2011 (W, 89-72);

5, vs. Nebraska, Mar. 5, 2011 (W, 67-57);

5, vs. Baylor, Jan. 12, 2010 (W, 78-71);

5, vs. Utah, Dec. 7, 2005 (W, 76-52);

6 at Washington State, Jan. 8, 2014 (W, 71-70, ot);

6, vs. Stanford, Feb. 23, 2012 (L, 50-74); 6, vs. Arizona, Jan. 21, 2012 (W, 64-63)

6, vs. Kansas, Jan. 25, 2011 (L, 78-82);

6, vs. Baylor, Nov. 8, 2013 (60-72); at California, Mar. 2, 2013 (L, 46-62);

6 vs. San Francisco, Dec. 1, 2009 (W, 78-54).

7, vs. Oregon State, Jan. 2, 2014 (W, 64-58) 7, vs. Colorado State, Dec. 5, 2012 (W, 70-61);

7, vs. Oregon, Mar. 8, 2012 (W, 63-62)

7, vs. Georgia, Nov. 28, 2011 (W, 70-68); 7, at Iowa State, Mar. 2, 2011 (L, 90-95);

CU RECORD WHEN...	2014 '13-14		2013 '12-13		2012 '11-12		2011 '10-11	
	Pac-12	All	Pac-12	All	Pac-12	All	Big 12	All
Leading at halftime:	10-3	18-3	8-3	16-4	13-2	19-3	4-2	17-3
Trailing at halftime:	2-5	5-7	3-6	5-8	2-5	5-8	5-7	6-9
Tied at halftime	0-1	0-1	-	-	-	-	1-0	1-1
Shoot 50-59 percent:	4-0	7-0	3-1	6-1	2-1	5-1	4-0	11-0
Shoot lower than 49.9%:	4-3	12-5	6-3	10-4	10-3	16-8	5-9	13-12
Shoot lower than 39.9%:	4-6	4-7	2-5	5-7	3-3	3-3		
Higher % than optt.:	11-2	19-2	9-2	19-3	14-1	23-2	8-1	19-1
Lower % than optt.:	1-7	4-9	2-7	2-9	1-6	1-10	2-8	5-12
Score 40-49 points:	0-1	0-1	1-1	1-2	-	-	-	-
Score 50-59 points:	3-4	3-4	1-4	2-5	4-3	4-5	1-0	1-0
Score 60-69 points:	3-3	5-4	3-2	5-3	4-4	5-5	1-4	1-5
Score 70-79 points:	2-1	5-2	5-1	7-1	6-0	10-1	4-3	5-5
Score 80-89 points:	2-0	5-0	1-1	5-1	2-1	4-1	2-1	10-2
Score 90-99 points:	1-0	4-0	-	1-0	-	1-0	2-1	6-1
Score 100+	1-0	1-0	-	-	-	-	-	1-0
More rebounds than optt.:	10-2	19-3	10-7	18-6	10-1	17-2	8-2	19-2
Fewer rebounds than optt.:	2-6	4-7	1-2	3-6	5-5	7-9	2-6	4-10
Same amount of rebounds:	0-1	0-1	-	-	0-1	0-1	0-1	0-1
Under 39 rebounds:	8-9	14-9	9-7	13-10	12-6	17-10	5-8	12-12
40-49 rebounds:	4-1	8-2	2-2	7-2	2-1	5-2	5-1	9-1
50+ rebounds:	-	1-0	-	1-0	1-0	2-0	-	2-0
Shooting FT 90+%:	0-1	1-1	0-1	0-1	-	-	1-0	1-0
Shooting FT 85-89%:	1-0	1-0	0-2	0-1	2-0	3-0	2-1	4-1
Shooting FT 80-84.9%:	1-1	3-1	1-0	1-1	2-1	5-1	5-2	6-3
Shooting FT 75-79.9%:	2-2	5-3	3-2	8-3	5-1	6-1	1-2	7-4
Shooting FT 70-74.9%:	2-1	4-1	2-1	2-2	1-0	2-0	0-2	3-2
Shooting Below 69.9%:	6-4	895	5-3	10-4	5-5	8-10	2-1	3-2
Fewer turnovers than optt.:	3-1	8-2	7-3	11-3	7-1	11-2	4-5	16-6
More/Same TO than optt.:	9-8	15-9	4-6	10-9	8-6	13-10	6-4	8-4
Games decided by 1-5 pts.:	6-1	9-2	3-3	5-3	4-0	9-1	5-4	5-5
Games decided by 6-9 pts.:	4-0	6-0	3-3	6-5	1-2	3-4	1-2	5-3
Games decided by 10+:	2-8	8-9	5-3	10-4	10-5	12-7	4-3	14-4
Televised games:	12-9	23-11	11-9	19-11	13-7	18-11	9-9	21-12
Games vs. ranked optts.:	2-4	2-6	4-3	4-3	-	1-1	4-5	4-5
One Player Double Figures	-	-	1-2	1-3	0-1	0-2	-	-
Two Players 10+ pts.:	2-5	3-5	1-2	3-4	2-2	2-2	1-3	1-3
Three Players 10+:	5-3	7-5	6-3	8-3	8-1	10-4	4-3	6-6
Four Players 10+:	2-1	8-1	2-1	7-1	2-3	7-4	4-3	13-4
Five Players 10+:	2-0	4-0	1-1	2-1	3-0	5-0	1-0	3-0
Six Players 10+:	-	-	-	-	-	-	-	1-0
Seven Players 10+:	-	1-0						
More bench pts than optt.:	2-3	8-3	3-2	7-2	9-11	3-4	5-2	16-2
Fewer bench pts than optt.:	10-6	15-8	8-7	13-10	6-6	11-7	4-5	7-8
Same bench pts than optt.:	-	-	-	1-0	-	0-1	1-2	1-3
Playing in November:	-	7-1	-	6-0	-	4-3	-	3-3
Playing in December:	-	4-1	-	4-2	1-0	4-1	-	6-1
Playing in January:	4-4	4-4	4-4	4-4	5-3	6-3	3-4	5-4
Playing in February:	5-2	5-2	5-2	5-2		5-2	5-2	4-3
Playing in March:	3-3	3-3	2-3	2-4		5-2	5-3	3-2

CU Career Rankings

Scoring

16. Pat Frink	1965-88	1,288
17. Blair Wilson	2000-04	1,253
18. Scott Wedman	1971-74	1,251
19. Askia Booker	2011-pre.	1,202
24. Spencer Dinwiddie	2011-pre.	1,115

Rebounding

25. Mike Coleman	1967-70	520
26. Michel Morandais	2000-04	497
27. Don Walker	1956-59	492
28. Chuck Gardner	1963-66	486
29. Josh Scott	2012-pre.	467

Assists

15. Richard Roby	2004-08	257
16. Reggie Morton	1988-90	243
17. Jay Sferra	1973-77	242
18. Askia Booker	2011-pre.	236
21. Spencer Dinwiddie	2011-pre.	227

Minutes

15. Andre Roberson, 2010-13	2,970
16. Askia Booker, 2011-pre.	2,849
18. Spencer Dinwiddie 2011-pre.	2,590

Game Starts

11. Spencer Dinwiddie 2011-pre.	86
20. Michel Morandais 2000-04	73
21. Fred Edmonds 1993-97	68
22. Askia Booker 2011-pre.	68

Offensive Rebounds in a Season

(since 1979-80 when off. rebs were kept):

1) Alex Stivrins	116	1984-85
2) Shaun Vandiver	114	1990-91
3) Andre Roberson	111	2011-12
Shaun Vandiver	111	1989-90
5) David Harrison	108	2003-04
6) Stephane Pelle	107	2001-02
7) Andre Roberson	106	2010-11
8) David Harrison	103	2002-03
Mark Dean	103	1993-94
10) Josh Scott	101	2013-14

Defensive Rebounds in a Season

(since 1979-80 when def. rebs. were kept):

1) Andre Roberson	290	2011-12
2) Andre Roberson	255	2012-13
3) Shaun Vandiver	225	1989-90
4) Shaun Vandiver	217	1990-91
5) Stephane Pelle	207	2001-02
6) Shaun Vandiver	204	1988-89
7) Stephane Pelle	201	2002-03
Alex Stivrins	201	1984-85
9) Andre Roberson	191	2010-11
10) Josh Scott	188	2013-14

3-Field Goal Percentage

3. Levi Knutson, 2007-11	129-328	.393
4. Spencer Dinwiddie, 2011-pre.	115-298	.386
Chauncey Billups, 1995-97	120-of-314	.382

Free Throw Percentage

2. Jo Jo Hunter	1979-91	186-219	.849
3. Spencer Dinwiddie 2011-pre.	420-506	.830	
4. Cory Higgins, 2007-2011	570-of-691	.825	

COLORADO STARTERS

Date	Opponent	Score	Starter	Total	Starter	Total	Starter	Total	Starter	Total	Starter	Total
Nov. 8	vs. Baylor	L, 60-72	Booker	10	Dinwiddie	10	Gordon	9	Johnson	8	Scott	15
Nov. 10	UT MARTIN	W, 91-65	Booker	6	Dinwiddie	13	Gordon	13	Johnson	12	Scptt	15
Nov. 13	WYOMING	W, 63-58	Booker	14	Dinwiddie	15	Gordon	6	Johnson	13	Scott	12
Nov. 16	JACKSON STATE	W, 94-70	Booker	15	Dinwiddie	11	Gordon	10	Hopkins	12	Scott	11
Nov. 18	ARKANSAS STATE	W, 93-70	Booker	7	Dinwiddie	13	Gordon	9	Hopkins	10	Scott	20
Nov. 21	UC SANTA BARBARA	W, 76-88	Booker	14	Dinwiddie	24	Gordon	9	Johnson	9	Scott	3
Nov. 24	HARVARD	W, 70-62	Booker	12	Dinwiddie	17	Gordon	5	Johnson	11	Scott	12
Nov. 30	at Air Force	W, 81-57	Booker	13	Dinwiddie	7	Gordon	6	Johnson	11	Scott	16
Dec. 3	at Colorado State	W, 67-62	Booker	12	Dinwiddie	28	Gordon	1	Johnson	0	Scott	6
Dec. 7	KANSAS	W, 75-72	Booker	15	Dinwiddie	15	Hopkins	3	Johnson	14	Scott	14
Dec. 13	ELON	W, 80-63	Booker	8	Dinwiddie	17	Hopkins	0	Johnson	12	Scott	12
Dec. 21	vs. Oklahoma State	L, 73-78	Booker	19	Dinwiddie	18	Gordon	2	Johnson	3	Scott	20
Dec. 28	GEORGIA	W, 84-70	Booker	19	Dinwiddie	17	Gordon	10	Johnson	13	Scott	14
Jan. 2	OREGON STATE	W, 64-58	Booker	13	Dinwiddie	9	Gordon	5	Johnson	9	Scott	13
Jan. 5	OREGON	W, 100-91	Booker	27	Dinwiddie	23	Gordon	4	Johnson	15	Scott	15
Jan. 8	at Washington State	W, 71-70 (ot)	Booker	18	Dinwiddie	6	Gordon	5	Johnson	14	Scott	19
Jan. 12	at Washington	L, 54-71	Booker	0	Dinwiddie	7	Gordon	11	Johnson	8	Scott	15
Jan. 16	UCLA	L, 56-69	Booker	21	Hopkins	2	Gordon	2	Johnson	2	Scott	19
Jan. 18	USC	W, 83-62	Booker	13	Hopkins	10	Gordon	5	Johnson	10	Scott	20
Jan. 23	at Arizona	L, 57-69	Booker	11	Hopkins	2	Gordon	0	Johnson	21	Scott	15
Jan. 25	at Arizona State	L, 51-72	Booker	10	Hopkins	4	Gordon	7	Johnson	12	Scott	11
Feb. 1	UTAH	W, 79-75 (ot)	Booker	18	Hopkins	0	Gordon	12	Johnson	11	Scott	20
Feb. 5	WASHINGTON STATE	W, 68-63	Booker	26	Talton	3	Gordon	8	Johnson	20	Scott	1
Feb. 9	WASHINGTON	W, 91-65	Booker	20	Talton	9	Thomas	3	Johnson	27	Scott	21
Feb. 13	at UCLA	L, 74-92	Booker	16	Talton	10	Thomas	4	Johnson	14	Scott	20
Feb. 16	at USC	W, 83-74	Booker	18	Talton	14	Thomas	3	Johnson	20	Scott	17
Feb. 19	ARIZONA STATE	W, 61-52	Booker	18	Talton	0	Thomas	8	Johnson	11	Scott	13
Feb. 22	ARIZONA	L, 61-88	Booker	10	Talton	4	Thomas	7	Johnson	5	Mills	5
Mar. 1	at Utah	L, 64-75	Booker	4	Talton	3	Thomas	8	Johnson	10	Scott	17
Mar. 5	at Stanford	W, 59-56	Booker	7	Talton	9	Gordon	2	Johnson	14	Scott	17
Mar. 8	at California	L, 65-66 (ot)	Booker	11	Talton	5	Gordon	8	Johnson	24	Scott	10
Mar. 12	vs. USC	W, 59-56	Booker	21	Talton	4	Gordon	8	Johnson	11	Scott	13
Mar. 13	vs. California	W, 59-56	Booker	17	Talton	13	Gordon	2	Johnson	10	Scott	11
Mar. 14	vs. Arizona	L, 43-63	Booker	12	Talton	8	Gordon	2	Johnson	11	Scott	4

CLOSE CALLS: CU's last four games have been decided by a total of 10 points, tied for the second closest cluster of games in school history. During the 1986-87 season, the Buffs played in four consecutive games decided by nine points (and that is correct, Kansas was a rare league game played in early December):

Dec. 11, 1986—at Colorado State	L	64-67
Dec. 13, 1986—at Kansas	L	56-59
Dec. 18, 1986—at Tulsa	W	53-51
Dec. 29, 1986—at UC-Santa Barbara	L	72-73

Colorado also had four-game spans decided by 10 points in 1947-48, 1964-65 and 1968-69; the closest that five straight games have been decided in school history is 12 points in 1947-48, followed by 15 points in 1964-65 and then 16 in both 1932-33 and 1950-51 (in '32-33, six games were decided by a total of 17 points).

CARBON COPIES: Colorado's last three wins have all been by the same score, 59-56, the first time that has occurred in program history, including two back-to-back (a 66-65 overtime loss is wedged in there after the first one). However, this marks only the ninth time that CU has won two

games in a row by the same score, but four of those had at least one loss in-between; ironically, it's the second time this season it has happened, otherwise you have to go back to 1964 for the previous time:

Mar. 12, 2014—Southern Cal	W	59-56
Mar. 13, 2014—California	W	59-56

Dec. 28, 2013—Georgia	W	64-58
Jan. 2, 2014—Oregon State	W	64-58

Jan. 13, 1964—Missouri	W	90-77
Feb. 1, 1964—at Oklahoma	W	90-77

Dec. 4, 1947—Colorado A&M	W	60-40
Dec. 8, 1947—at Colorado A&M	W	60-40

Mar. 2, 1940—at Denver	W	52-37
Mar. 13, 1940—DePaul (NIT)	W	52-37

(CU won back-to-back games by identical scores but with losses in-between in the 1905-06, 1925-26, 1926-27 and 1982-83 seasons).

2010-11: 24-14

- School-best 24 wins in his first season at CU.
- School-best 18 home wins.
- Four attendance marks: sellouts a season (5); all games (140,284); conference total (78,472); conference average (9,809).
- Advanced to the NIT Final Four and appearance at Madison Square Garden, a CU first since 1990-91.
- Highest Big 12 conference finish (5th) since 2005-06.
- Advanced to the Big 12 Tournament semifinals for the first time in the 15-year history of the conference.
- Won three Big 12 road games for the first time since 1996-97.
- Defeated NCAA Tourney Teams: Kansas St. (three times), Texas and Missouri.
- Named National Coach of the Week by The Hoops Report in its weekly awards for the week of Jan. 10-16, 2011.
- First CU head coach since Henry Iba (1933-34) to win his first three conference games
- First CU coach since H.B. Lee (1950-51) to win first two conference games in his first year.
- Successfully won his CU debut with an 88-80 home win against Idaho State (Nov. 12).
- Became first CU head coach in 20 years since Joe Harrington (1990-91) to win coaching debut.
- Named 18th head coach in CU men’s basketball history on April 19.

NORTHERN COLORADO: Head Coach 2006-2010

2009-10: 25-8

- Advanced to the post season for the first time in school history, advancing to the quarterfinals of the CollegeInsiders.com Tournament while racking up a school record 25 victories.
- Coached one first-team All-Big Sky member and also the Big Sky Conference Defensive Player of the Year.
- Resurrected the basketball program at Northern Colorado, including a breakout season in 2009-10 (25-8, .758) and finished second in the Big Sky Conference. • Guided the Bears to a 56-66 record (.459) the past four seasons.
- Awarded the NABC Division I All-District Coach of the Year, the Big Sky Coach of the Year by both *The Sporting News* and *CollegeInsider.com*, where he was also named a finalist for the National Mid-Major Coach of the Year award.

2008-09: 14-18 UNC’s first Big Sky Tourney berth

- Improved from one conference win his first season to an 8-8 mark
- Earned the school’s first D-I post-season trip, to the Sun Belt Conference Tournament.

2007-08: 13-16 Won at SDSU (RPI top 50)

- Defeated Colorado State, 72-59, in his second season and also knocked off San Diego State, 72-59. The Aztecs were ranked among the nation’s top 50 teams in the RPI rankings at that time.

2006-07: 4-24 Bears’ first year in Big Sky

- Named the 17th coach in UNC history on April 25, 2006.
- At that point, the Bears were in the midst of a transition to Division I in its first season as a member of the Big Sky Conference • Finished last nationally in the final RPI rankings. There were, however, flashes of times to come, including close losses to both Colorado (88-86) and Colorado State (75-66).

WICHITA STATE: Associate Head Coach..... 2000-06

- Spent six seasons with current Maryland head coach Mark Turgeon and was part of another turn around that saw the Shockers improve from 9-19 (.321) his first year there to one of the nation’s top mid-major teams in 2006 when Wichita State went 26-9 and advanced to the Sweet 16 of the NCAA Tournament. The Shockers eventually lost to Final Four Cinderella George Mason in the regional semifinals • finished with a No. 21 final ranking.
- 2005-06: 26-9 MVC champs, NCAA Sweet 16
- 2004-05: 22-10 NIT second round
- 2003-04: 21-11..... NIT
- 2002-03: 18-12NIT
- 2001-02: 15-15 9-9 in Missouri Valley Conference
- 2000-01: 9-19

JACKSONVILLE STATE (Ala.): Assistant Coach ..1998-2000

- Boyle reconnected with Mark Turgeon, as an assistant coach at Jacksonville State, where they helped turn a team that was 8-18 into a 17-11 squad in just one season.
- 1999-00: 17-11 (12-6 in TransAmerica Conference)
- 1998-99: 8-18 -

TENNESSEE: Director Basketball Operations ..1997-98

- Followed Jerry Green to Tennessee, where he was director of basketball operations when the Vols won 20 games and advanced to the NCAA Tournament.

OREGON: Assistant Coach 1994-97

- First collegiate coaching job (1994) an assistant under Jerry Green. Mark Turgeon was also an assistant from 1993-97 • Spent three seasons helping the Ducks to the 1995 NCAA Tournament and 1997 NIT.
- 1996-97: 17-11NIT
- 1995-96: 16-13 -
- 1994-95: 19-9NCAA Tournament

WHAT THEY ARE SAYING ...

“Tad has bought back a resurgence to Colorado basketball with his energy and enthusiasm. I am impressed with his knowledge of the game and his ability to communicate to his Buffaloes team.”

-- *Dick Vitale, ESPN College Basketball Analyst*

“Tad has done something few thought possible -- turn Colorado into a basketball school. The Buffaloes have as much of an impact in their new conference as any other team transitioning to a new league and that is a credit to Tad and his staff.”

-- *Andy Katz, ESPN.com Senior College Basketball Writer*

“I’m a believer in Tad Boyle. He is not only a terrific teacher of the game with great basketball knowledge, he keeps it simple and gives his players an understanding of what you need to do to win, but a firm understanding of how teams lose, too. Boyle has tremendous toughness in him. He is demanding without being demeaning, and he puts his players in position to achieve together without fear of failing. That’s what truly outstanding coaches do, and Tad Boyle is a truly outstanding coach.”

-- *Jay Bilas, ESPN College Basketball Analyst*

“I’ve been blessed to work with many hall of fame caliber coaches during my career and I can say without reservation that Tad Boyle is as talented as any coach I’ve been around! Whether you’re talking about X’s-and-O’s, in-game adjustments, or recruiting...he’s the total package. And, best of all...he’s an even better human being.”

-- *Mark Johnson, Sports Director Newsradio 850 KOA*

COACHING CAREER

2010-Present: Head Coach, University of Colorado
 2006-2010: Head Coach, University of Northern Colorado
 2000-2006: Associate Head Coach, Wichita State University
 1998-2000: Assistant Coach, Jacksonville State (Ala.) University
 1997-1998: Director of Basketball Operations, University of Tennessee
 1994-1997: Assistant Coach, University of Oregon

PLAYING HISTORY

University of Kansas

Member of two NCAA Tournament Teams (1984, 1985)
 Named Team Captain Senior Season
 “Most Unselfish Player” 1985
 “Most Inspirational Player” 1982

Greeley High School

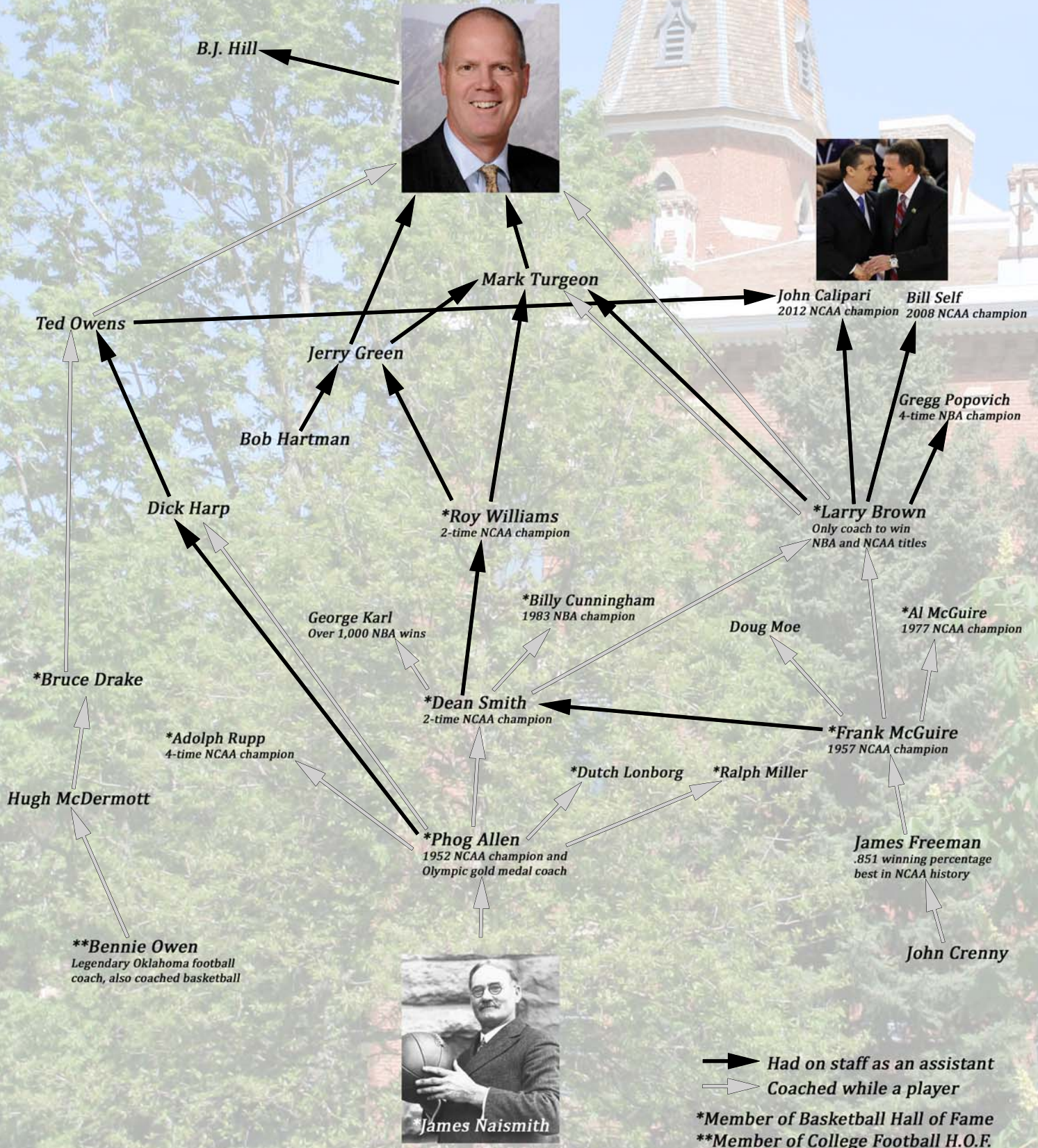
Led Wildcats to 1981 State Championship
 Colorado Player of the Year
 Converse All-American Team

BOYLE vs. THE NATION

Arkansas State	1-0	Montana	2-7
Alabama	0-1	Montana State	4-4
Alcorn State	1-0	Murray State	1-0
Air Force	4-2	Nebraska	1-1
Arizona	3-6	New Mexico	0-1
Arizona State	3-4	New Orleans	1-0
Bakersfield, Cal State	2-0	North Dakota	2-0
Ball State	0-1	Northern Arizona	6-3
Baylor	1-3	Oklahoma	0-2
Bowling Green	1-1	Oklahoma State	1-1
California	5-3	Oregon	5-2
Citadel, The	1-0	Oregon State	5-4
Colorado	0-1	Pacific	0-1
Colorado Christian	1-0	Portland	2-1
Colorado State	5-3	Portland State	1-7
Colo.-Colorado Springs	0-1	Purdue	0-1
Creighton	0-1	Sacramento State	6-2
Dayton	1-0	San Diego State	1-1
Denver	4-2	San Francisco	0-1
Eastern Michigan	0-1	San Jose State	1-1
Eastern Washington	4-4	Southern	1-0
Elon	1-0	Southern Utah	1-0
Fort Lewis College	1-0	Stanford	3-2
Fresno State	2-1	Texas	1-0
Georgia	2-1	Texas A&M	0-1
Gonzaga	0-1	Texas Christian	1-0
Hartford	1-0	Texas-Pan American	1-0
Harvard	1-1	Texas Southern	4-0
Hawai'i	1-0	Texas State	1-1
Idaho State	5-5	Texas Tech	1-0
Illinois	0-1	UCLA	0-4
Indiana	1-0	UC Santa Barbara	1-0
Iowa	0-1	UNLV	1-0
Iowa State	2-1	USC	5-0
Jackson State	1-0	Utah	5-2
Johnson & Wales	4-0	UT Martin	1-0
Kansas	1-4	VMI	1-0
Kansas State	3-0	Washington	2-2
Kent State	1-0	Washington State	4-0
Liberty	0-1	Weber State	2-6
Longwood	1-0	Western Michigan	1-0
Louisiana Monroe	1-0	Western New Mexico	1-0
Maryland	0-1	Wichita State	0-1
Maryland Eastern Shore	1-0	Wofford	1-0
McNeese State	1-0	Wyoming	1-3
Missouri	1-1	TOTAL	148-115

TAD BOYLE COACHING TREE

Below is a diagram of all the head coaches that Boyle played for or coached under at the college level, and all the mentors those coaches played for or coached under, etc. going all the way back to Dr. James Naismith. The shortest route tracing Boyle back to the game's inventor is only four generations (going either from Larry Brown to Dean Smith to Phog Allen to Naismith, or from Ted Owens to Dick Harp to Allen to Naismith). Boyle is a direct descendant of seven members of the Naismith Memorial Basketball Hall of Fame as well as a charter member of the College Football Hall of Fame. Notable "cousins" along the way are also mentioned:



JEAN PRIOLEAU

Family: Wife, Janelle; **Son:** Elijah

Hometown: Teaneck, N.J.

High School: Teaneck

College: Fordham (1992)



University of Colorado (2010 - present)

- Fourth year with CU basketball.
- Named Associate Head Coach this past summer.
- Assistant coach with Tad Boyle at Wichita State (2000-2005).

"Jean is ready to be a head coach, deserves to be a head coach," CU head coach Tad Boyle said. "He is multiple-faceted in terms of his recruiting and coaching ability, relationship with the players, and his professionalism. Jean does a tremendous job and has for many years, not just CU's staff, but any staff he's been on."

Texas Christian University (2008-2010): spent two years as an assistant coach and recruiting coordinator.

Iowa State (2006-2008): helped the Cyclones record 29 victories. The Cyclones had three All-Big 12 Conference performers in Mike Taylor, Wesley Johnson and Jiri Hubalek and were ranked in the top-100 among in a pair of defensive categories.

Marquette (2005-06): as an assistant coach under former Marquette head coach and current Indiana University head coach Tom Crean. In his lone season with the Golden Eagles, Marquette recorded a 20-11 overall record and a 10-6 mark in Big East Conference en route to securing a spot in the NCAA Tournament.

- part of a Marquette program that ranked 11th in the country in three-point field goal percentage, 22nd in three-point field goals made per game and 43rd in the nation in scoring offense in his lone campaign. That season, Prioleau watched as the Golden Eagles posted victories over a trio of nationally-ranked opponents, including a 94-79 triumph over top-ranked UConn.

Wichita State (2000-2005): played a vital role in the resurgence and success of the Shockers in the Missouri Valley Conference.

- The Shockers earned a NIT berth on three occasions during Prioleau's tenure. During his five years, the Shockers never finished below a .500 overall or conference mark while winning 18 or more games in four of five seasons.
- The Shockers collected 94 total victories, including a pair of 20-win seasons in each of his final two campaigns with the program.
- Signed the top recruiting class in 2001 in the Missouri Valley Conference, helped ink Sean Ogirri (Colorado Player of the Year), Paul Miller (2006 Missouri Valley Conference Player of the Year and 2001 Freshman of the Year), Jamar Howard (Missouri Valley Conference Defensive Player of the Year) and Randy Burns (Missouri Valley Conference Rookie of the Year).

Fordham University (1999-2000).

MIKE ROHN

Family: Wife, Stephanie

Daughters: Raegen and Rylee

Hometown: Colby, Kan.

High School: Colby

College: McPherson (1990);

Fort Hays State (1993)



University of Colorado (2010 - present)

- Fourth year with CU basketball.
- Named Head Recruiting Coordinator this past summer.
- An assistant coach at Wichita State with Tad Boyle (2001-2006).

"One of the steadiest people I have ever worked with in my life," said CU head coach Tad Boyle. "Mike is the ultimate grinder, works extremely hard and he's a guy that thinks; a forward-thinker and ready to be a head coach. He has all the tools in what it takes to be a head coach, and is invaluable to our staff and to me."

Texas A&M (2007-2010): Three years as the director of basketball operations at Helped the Aggies to a trio of NCAA Tournament Round of 32 appearances. During those three years in College Station, the Aggies won 73 games, including 28 Big 12 Conference games. A&M also led the conference in scoring defense (65.8 ppg.) for the first time in league history during the 2009-10 campaign.

Wichita State (2000-2007): Seven years as an assistant coach to Mark Turgeon, in addition with current CU associate head coach, Jean Prioleau, and head coach Tad Boyle (2001-2006), the Shockers engineered an impressive resume earning three-straight NIT trips (2003, 2004, 2005). During the 2005-06 season, the Shockers not only won their first Missouri Valley Conference championship in 19 years, they capped off a 26-9 record with a 2006 NCAA Tournament berth and a Sweet 16 appearance, a school-first in 18 years.

- Rohn also helped coach fifth-year student-athlete Paul Miller cap off one of the best careers of any Shocker center by being named the MVC Player of the Year, the first Shocker to earn the award in 21 years, in addition to Jamar Howard (Missouri Valley Conference Defensive Player of the Year).

• Prior to Wichita State, Rohn served three seasons as head coach (1997-2000) at Dodge City (Kan.) Community College, where he built a 55-38 record and coached the Conquistadors to three consecutive state playoff appearances, including a 21-10 mark in 1999-2000. Assistant coach at Dodge City from 1993-97. In 1997, Dodge City was crowned the 1997 Jayhawk West Conference Champions.

Fort Hays State (1991-93): Graduate Assistant Coach.

Colby CC (1990-91): Assistant Coach.

McPherson College (1989-90): Assistant Coach.

RODNEY BILLUPS

Hometown: Denver, Colo.

High School: George Washington

College: University of Denver (2005)



University of Colorado (2010 - present)

- Fourth year with CU basketball.
- Named Assistant Coach prior to 2012-13 season.
- Director of Basketball Operations (2010-2012).

"Rodney continues to bring a lot of value to our staff," head coach Tad Boyle said. "Each year, he gets more and more comfortable in his recruiting role, and continues to develop into a fine, young coach."

- Younger brother of former CU great Chauncey Billups, who played with the Buffaloes from 1995-97.
- Three-year standout with the University of Denver Pioneers from 2002-05.
- At DU, averaged 10.2 points, 6.4 assists, and 3.2 rebounds during his 2004-05 senior season.
- Led the Sun Belt Conference in assists, also ranked 17th nationally.
- Named an All-SBC third team selection in 2004-05, the same season he helped the Pioneers win 20 games and a National Invitational Tournament berth.
- 199 assists in his senior season, ranks third all-time in school history, while his 58 steals, ranks seventh.
- Over his three years at DU, Billups ranks fourth all-time in assists (418) and steals (154). For his career, he averaged 8.5 points per game, in addition to 4.6 assists, 2.7 rebounds and 1.7 steals per game.
- In 2004-05, Billups was named co-recipient of the Floyd M. Theard Jr. Memorial Award. The award is presented each year to the DU men's basketball player who best displays the qualities of leadership, scholarship and sportsmanship.



ASKIA BOOKER #0

Junior • Guard

6'1" • 170

Two-Year Letterwinner

Los Angeles, Calif. (Price HS)

Career: Scored 727 points ranking 58th on the school's all-time scoring list • Also is 49th in career assists (120) • Career totals: 10.7 ppg., 3.1 rpg., 1.7 apg., 1.0 stl. per game • Double-digit scoring 36 times • Led CU in assists 16 times, scoring 15 times and steals 14 times.

2012-2013 (sophomore): One of two players to start all 33 games (Dinwiddie) • First in field goals (152) and 3-pointers made (49) • Second in team scoring (12.4 ppg.) and assists (71, 2.2 apg.) • Third in steals (40, 1.2) and free throw percentage (70.4) • Leading scorer eight times (one shared); assists 10 times (two shared); steals 8 times (2 shared) • Scored 20 points, twice (23 pts. vs. Murray State; 20 points in home victory against California, Jan. 27) • Personal-best five assists at Arizona (Jan. 3) and home win against Air Force (Nov. 25) • Tied a career-best four steals against the Racers in Charleston • 12 games over 15+ points • Six games over 18 or more points • Teamed up with Spencer Dinwiddie (505 pts.) to break CU sophomore tandem record (915 total points) • Also formed best one-two backcourt scoring punches among BCS schools, fourth overall in Division I (27.7 ppg.).

2012-2013 Pac-12 Conference (all games): Ranked No. 12 in steals (1.2); No. 15 in 3-point field goals made (1.5) and No. 17 in scoring per game (12.4) • Tied for second overall among conference players in best field goal percentage (.889, 8-of-9 vs. Northern Arizona, Dec. 21).

2012-2013 Pac-12 Conference (conference-only): No. 15 in steals (1.2) and No. 25 in scoring (11.1 ppg.).

Awards: Pac-12 Conference Player of the Week (Nov. 11-17) • Charleston Classic Most Valuable Player honors leading the Buffaloes to a 3-0 record and to the classic title • Led all scorers averaging 19.3 points, 3.0 assists, 2.7 steals, 2.3 rebounds per game • Shot 51.1 from the field (24-of-47) with seven 3-pointers over three games.

2011-2012 (freshman): Played in 35 games with one start • Averaged 21.5 minutes, 9.1 points, 2.7 rebounds, and 1.4 assists per game • Collaborated with fellow teammate Spencer Dinwiddie (360 pts.) forming the best 1-2 freshman scoring pair in school history with 677 points • Only CU freshmen pair to score over 250 or more points • The freshmen pair averaged 18.8 ppg., tying for the best overall points per game average • Booker scored 317 points, the 10th most points tallied by a freshman.

Academics: College major is communication.

Personal: Born August 31, 1993 • Son of Daniele Ricardo • Lists winning the CIF and the state title as his biggest moments of prep career.

SEASON/CAREER HIGHS

Points

Season 27 Oregon (Jan. 5)
Career 27 Oregon (Jan. 5)

FGM

Season 9 Washington State (Feb. 5)
Career 10 Murray State (Nov. 18, 2012)

FGA

Season 17 twice
Career 18 Murray State (Nov. 18, 2012)
vs. Baylor (Nov. 16, 2012)

Rebounds

Season 8 at USC (Feb. 16)
Utah (Feb. 1)
Career 9 at USC (Jan. 26, 2012)

O-Rebs

Season 2 Utah (Feb. 1)
Career 4 at USC (Jan. 26, 2012)

D-Rebs

Season 7 twice
Career 7 twice

3-Pt. FGs

Season 5 UCLA (Jan. 16, 2014)
Career 5 UCLA (Jan. 16, 2014)

3-PT. FGA

Season 7 twice
Career 10 vs. Illinois (Mar. 22, 2013)

FT

Season 13 at Washington State (Jan. 8)
Career 13 at Washington State (Jan. 8)

FTA

Season 14 at Washington State (Jan. 8)
Career 14 at Washington State (Jan. 8)

Assists

Season 12 at UCLA (Feb. 13)
Career 12 at UCLA (Feb. 13)

Steals

Season 5 at Arizona State (Jan. 25)
Career 5 at Arizona State (Jan. 25)

Blocks

Season 1 twice
Career 1 three times

Minutes

Season 43 Utah (Feb. 1)
Career 45 Texas Southern (Nov. 27, 2012)

CAREER STATISTICS

Year	GP-GS	Min	FG-FGA	Pct	3PT-A	Pct	FT-FTA	Pct	O	D	Reb	Avg	Ast	To	PF-FO	Stl	Blk	Pts	Avg
2013-14	34-34	1045	164-418	.392	37-134	.276	110-135	.815	19	107	126	3.7	116	84	62-0	45	2	475	14.0
2012-13	33-33	1050	152-418	.364	49-157	.312	57-81	.704	17	99	116	3.5	71	69	64-2	40	0	410	12.4
2011-12	35-1	754	104-259	.402	29-78	.372	80-105	.762	20	76	96	2.7	49	60	61-1	26	1	317	9.1
Total	102-68	2849	420-1095	.384	115-370	.311	247-321	.770	56	282	338	3.3	236	213	187-3	111	3	1202	11.8

2013-2014 Game-by-Game (junior)

Game	GS	Min	FGs	3FGs	FTs	O-D-R	Pf	A	To	BL	ST	Pts
vs. Baylor	*	36	5-16	0-4	0-0	1-3-4	2	3	0	0	2	10
UT MARTIN	*	18	2-6	0-2	2-2	1-2-3	1	2	4	0	1	6
WYOMING	*	32	4-11	2-5	4-4	0-3-3	3	0	3	0	2	14
JACKSON ST.	*	29	6-10	3-7	0-0	1-4-5	2	6	2	1	0	15
ARKANSAS ST.	*	25	2-8	1-4	2-2	0-3-3	3	4	2	0	2	7
UCSB	*	25	5-10	1-4	3-3	0-4-4	3	2	3	0	3	14
HARVARD	*	27	5-15	0-3	2-2	0-1-1	0	3	1	0	0	12
at Air Force	*	22	5-13	3-7	0-0	0-2-2	0	0	2	0	1	13
at Colorado St.	*	21	4-12	0-6	4-6	0-1-1	2	1	2	0	2	12
KANSAS	*	33	5-12	3-6	2-6	1-2-3	3	0	1	0	1	15
ELON	*	13	4-10	0-1	0-0	2-0-2	2	0	3	0	0	8
vs. Okla. State	*	37	8-15	3-7	0-0	1-1-2	2	1	2	0	1	19
GEORGIA	*	31	7-12	2-4	3-3	0-0-0	1	4	2	0	1	19
OREGON ST.	*	31	3-10	1-5	6-6	1-3-4	1	2	1	0	4	13
OREGON	*	33	8-16	1-3	10-12	1-6-7	1	4	0	0	1	27
at Wash State	*	38	2-12	1-4	13-14	0-4-4	3	3	1	0	2	18
at Washington	*	24	0-9	0-2	0-0	0-2-2	3	1	3	0	0	0
UCLA	*	29	7-11	5-7	2-5	0-4-4	4	2	4	0	0	21
USC	*	25	3-5	1-2	6-6	0-4-4	1	6	2	1	1	13
at Arizona	*	34	4-13	0-3	3-4	0-3-3	1	4	2	0	1	11
at Arizona St.	*	32	4-10	0-3	2-5	0-2-2	3	5	6	0	5	10
UTAH	*	43	5-16	1-6	7-10	2-6-8	0	7	4	0	1	18
WASH. STATE	*	33	9-12	2-3	6-8	1-3-4	2	5	3	0	3	26
WASHINGTON	*	31	6-14	2-4	6-6	0-5-5	1	7	4	0	0	20
at UCLA	*	37	6-16	2-7	2-2	0-0-0	3	12	2	0	2	16
at USC	*	34	7-16	1-4	3-3	1-7-8	2	6	6	0	2	18
ARIZONA ST	*	33	5-17	0-0	8-8	0-6-6	3	3	1	0	2	18
ARIZONA	*	31	4-14	0-3	2-4	1-3-4	0	3	2	0	1	10
at Utah	*	31	1-8	0-3	2-2	1-2-3	3	6	4	0	2	4
at Stanford	*	36	3-10	0-3	1-2	0-2-2	1	3	5	0	1	7
at California	*	39	5-13	1-5	0-0	0-7-7	3	2	3	0	0	11
vs. USC	*	37	9-17	0-1	3-3	2-5-7	1	4	1	0	0	21
vs. California	*	35	7-17	1-5	2-2	0-3-3	2	3	2	0	0	17
vs. Arizona	*	34	4-14	0-1	4-5	2-4-6	0	2	1	0	1	12

2012-2013 Game-by-Game (sophomore)

Game	GS	Min	FGs	3FGs	FTs	O-D-R	Pf	A	To	BL	ST	Pts
WOFFORD	*	30	6-13	1-3	0-0	0-3-3	1	0	3	0	1	13
vs. Dayton	*	38	6-11	3-5	1-2	0-4-4	0	4	1	0	1	16
vs. Baylor	*	34	8-18	2-6	1-2	0-1-1	2	3	3	0	3	19
vs. Murray State	*	33	10-18	2-5	1-2	0-2-2	2	2	2	0	4	23
AIR FORCE	*	32	5-13	1-4	4-5	2-5-7	3	5	3	0	1	15
TX SOUTHERN	*	45	4-15	2-8	5-8	0-6-6	3	4	2	0	0	15
at Wyoming	*	31	2-13	2-5	0-0	1-1-2	2	2	4	0	0	6
COLORADO ST.	*	33	2-11	1-3	1-5	2-1-3	3	2	1	0	1	6
at Kansas	*	29	5-15	1-6	4-4	0-4-4	2	1	2	0	1	15
at Fresno State	*	35	4-10	2-3	4-6	0-4-4	1	1	2	0	2	14
N. ARIZONA	*	18	8-9	1-2	0-1	0-4-4	1	1	0	0	2	17
HARTFORD	*	26	8-13	3-5	0-0	1-3-4	1	2	3	0	1	19
at Arizona	*	43	5-17	4-7	4-4	0-3-3	4	5	2	0	0	18
at Arizona State	*	34	5-14	1-6	2-3	1-3-4	5	2	3	0	2	13
USC	*	31	4-12	1-4	3-3	0-2-2	1	2	4	0	1	12
UCLA	*	31	6-16	2-5	4-4	0-3-3	2	1	2	0	1	18
at Washington	*	34	3-14	0-3	3-3	1-6-7	5	3	3	0	1	9
at Washington St.*	*	37	3-11	0-2	1-3	1-6-7	1	4	2	0	1	7
STANFORD	*	26	6-9	0-2	1-2	0-4-4	4	3	1	0	3	13
CALIFORNIA	*	32	8-12	4-6	0-0	0-4-4	0	3	4	0	1	20
at Utah	*	37	3-14	0-5	2-2	2-1-3	1	1	1	0	1	8
at Oregon	*	22	3-13	1-3	1-2	0-2-2	3	0	1	0	0	8
at Oregon State	*	37	2-14	0-5	5-6	3-3-6	1	3	1	0	1	9
ARIZONA	*	32	4-11	1-4	1-2	0-1-1	0	2	1	0	3	10
ARIZONA ST.	*	37	7-13	3-7	0-0	0-3-3	1	2	3	0	0	17
UTAH	*	31	3-11	1-6	1-2	1-3-4	2	1	1	0	1	8
at Stanford	*	27	2-9	0-2	0-0	0-4-4	1	3	2	0	1	4
at California	*	29	2-11	1-5	1-2	0-2-2	1	0	1	0	1	6
OREGON	*	28	5-12	0-4	1-2	0-6-6	2	2	3	0	2	11
OREGON ST.	*	29	3-13	2-7	0-0	0-0-0	2	3	1	0	2	8
vs. Oregon St.	*	29	1-9	1-4	4-4	0-3-3	1	4	2	0	1	7
vs. Arizona	*	26	4-10	2-5	2-2	1-0-1	3	0	3	0	0	12
vs. Illinois	*	34	5-14	4-10	0-0	1-2-3	3	0	2	0	0	14

2011-2012 Game-by-Game (freshman)

Game	GS	Min	FGs	3FGs	FTs	O-D-R	Pf	A	To	BL	ST	Pts
FORT LEWIS	-	20	3-8	0-0	3-3	0-4-4	1	2	3	0	1	9
vs. Wichita State	*	12	1-2	1-1	2-4	0-2-2	4	1	3	0	2	5
vs. Maryland	-	21	4-6	0-0	0-2	0-3-3	5	4	2	0	4	8
vs. W. Michigan	-	26	3-8	0-2	5-6	0-2-2	3	4	1	0	0	11
at Air Force	-	30	3-7	3-4	2-4	1-4-5	1	0	2	0	0	11
GEORGIA	-	23	4-6	0-1	6-8	0-4-4	1	3	0	0	0	14
at Colorado State	-	23	2-9	0-2	2-3	1-2-3	1	1	3	0	1	6
FRESNO STATE	-	16	0-2	0-0	0-0	0-1-1	2	2	3	0	0	0
WYOMING	-	24	3-8	1-4	2-4	0-1-1	2	1	2	0	1	9
CSU BAKERSFIELD	-	21	2-6	0-1	2-2	0-2-2	2	0	1	0	1	6
TEXAS SOUTHERN	-	23	5-11	1-3	2-2	1-5-6	1	3	1	0	2	13
NEW ORLEANS	-	19	4-9	4-7	2-2	0-1-1	2	2	1	0	0	14
UTAH	-	23	4-8	3-5	1-2	0-4-4	0	0	1	0	0	12
WASHINGTON	-	25	2-6	0-2	1-1	0-4-4	2	4	2	0	1	5
WASHINGTON ST	-	21	1-3	0-1	1-2	0-4-4	4	1	4	0	0	3
at California	-	19	1-5	0-3	0-0	0-0-0	1	0	1	0	0	2
ARIZONA STATE	-	18	4-6	0-1	3-3	0-1-1	3	1	3	0	0	11
ARIZONA	-	18	2-6	1-4	4-6	0-1-1	1	1	0	0	0	9
at USC	-	25	4-10	3-7	2-2	4-5-9	1	1	3	0	1	13
at UCLA	-	21	6-10	1-1	0-0	1-0-1	1	1	0	0	0	13
OREGON STATE	-	20	4-10	0-2	7-7	1-6-7	0	3	0	0	2	15
OREGON	-	26	5-8	0-1	7-8	0-4-4	4	2	3	0	2	17
at Arizona	-	18	0-6	0-1	4-4	1-2-3	4	1	2	0	0	4
at Arizona State	-	19	3-6	0-0	3-3	0-2-2	2	0	2	0	1	9
at Utah	-	18	2-8	1-1	3-4	1-2-3	1	0	2	0	0	8
STANFORD	-	26	4-11	1-4	3-6	2-1-3	4	2	1	0	3	12
CALIFORNIA	-	22	4-7	1-3	0-0	0-2-2	2	1	1	0	0	9
at Oregon	-	21	3-9	0-2	3-4	1-0-1	1	2	2	1	2	9
at Oregon State	-	23	6-11	1-1	2-2	1-1-2	1	0	2	0	1	15
vs. Utah	-	18	1-6	0-1	0-0	0-1-1	0	0	2	0	0	2
vs. Oregon	-	23	3-10	1-4	0-0	0-0-0	0	2	0	0	1	7
vs. California	-	20	2-4</									



WESLEY GORDON #1

Redshirt-Freshman • Forward

6'9" • 225

Colorado Springs, Colo.

(Sierra HS)

2012-2013 (freshman): Did not play, was redshirted • Redshirt-freshman in 2013-14 • Four years of eligibility remaining.

Sierra HS: Averaged 19.7 points per game helping Sierra to a 26-2 record and an appearance in the 4A state championship game • All-Colorado and All-4A first-team all-state selection • First-team all-Colorado Springs Metro League • Participated in "The Show" an all-star game that featured 20 of the best boys basketball players in the state (all classifications) at the Pepsi Center on April 6, 2012 • Led the losing White squad in scoring with 16 points • Verbally committed to CU in March 2010 • Was coached by head coach Terry Dunn, former CU men's assistant coach from 1996-2004 • As a junior named second-team 4A all-state by The Denver Post • Averaged nearly 21 points per game for a Sierra team that went 14-9 • As a sophomore (2009-10) helped the Stallions defeat Pueblo East at the Coors Events Center for the 4A state championship • Three-star prospect on Rivals.com • Four-star rating by Scout.com, nation's 23rd best power forward recruit in Class of 2012.

Academics: College major is anthropology.

Personal: Born July 14, 1994 • Son of Eddie and Lisa Gordon • Older brother, Garren Pride was in the United States Army.

2013-2014 Game-by-Game (freshman)

Game	GS	Min	FGs	3FGs	FTs	O-D-R	Pf	A	To	BL	ST	Pts
vs. Baylor	*	27	4-6	0-2	1-2	3-5-8	2	1	0	0	0	9
UT MARTIN	*	25	6-7	0-0	1-2	2-6-8	2	2	2	2	0	13
WYOMING	*	33	2-5	0-0	2-2	0-2-2	1	2	3	0	1	6
JACKSON ST.	*	24	2-2	0-0	6-11	0-3-3	3	3	0	2	0	10
ARKANSAS ST.	*	24	2-7	0-0	5-7	2-6-8	2	1	1	2	0	9
UCSB	*	21	3-4	0-0	3-6	5-1-6	1	0	0	0	0	9
HARVARD	*	29	2-6	0-0	1-2	4-7-11	1	2	4	3	0	5
at Air Force	*	24	1-4	0-0	4-8	3-0-3	1	2	0	2	0	6
at Colorado St.	*	28	0-3	0-0	1-2	1-7-8	1	1	3	1	2	1
KANSAS	did not play: injured											
ELON	did not play: injured											
vs. Okla. State	*	22	1-4	0-0	0-0	1-5-6	3	0	3	0	1	2
GEORGIA	*	26	3-3	0-0	4-4	2-4-6	2	1	2	1	1	10
OREGON ST.	*	20	2-4	0-0	1-2	2-0-2	3	0	0	2	0	5
OREGON	*	27	2-5	0-1	0-0	4-3-7	1	1	4	2	0	4
at Wash. State	*	28	2-5	0-0	1-2	3-3-6	1	0	3	1	0	5
at Washington	*	27	5-7	0-0	1-2	7-6-13	1	0	2	4	0	11
UCLA	*	27	0-3	0-0	2-4	2-4-6	3	1	3	1	2	2
USC	*	22	2-3	1-2	0-0	4-4-8	1	2	2	5	1	5
at Arizona	*	24	0-6	0-0	0-0	3-3-6	1	0	2	2	0	0
at Arizona St.	*	29	3-5	1-1	0-1	2-4-6	1	1	0	1	0	7
UTAH	*	36	5-9	1-2	1-2	3-3-6	0	0	1	0	0	12
WASH STATE	*	31	2-8	0-1	4-4	4-6-10	1	1	1	4	0	8
WASHINGTON	did not play: injured											
at UCLA	did not play: injured											
at USC	-	11	0-0	0-0	0-0	0-2-2	2	1	0	0	0	0
ARIZONA ST	-	18	3-3	0-0	0-1	2-3-5	1	2	1	1	0	6
ARIZONA	-	13	1-1	0-0	2-2	2-2-4	4	0	0	0	0	4
at Utah	-	23	2-6	0-0	1-2	2-1-3	3	1	1	1	1	5
at Stanford	*	24	1-1	0-0	0-0	2-3-5	3	0	1	1	1	2
at California	*	37	4-10	0-1	0-0	4-7-11	4	2	3	0	1	8
vs. USC	*	30	4-6	0-0	0-0	2-4-6	2	1	2	1	1	8
vs. California	*	33	1-3	0-0	0-1	3-3-6	1	0	2	2	0	2
vs. Arizona	*	14	0-1	0-0	2-2	0-2-2	3	0	1	0	0	2

SEASON HIGHS

Points			
Season	13	UT Martin (Nov. 10)	
FGM			
Season	6	UT Martin (Nov. 10)	
FGA			
Season	8	Washington State (Feb. 5)	
Rebounds			
Season	13	at Washington (Jan. 12)	
O-Rebs			
Season	7	at Washington (Jan. 12)	
D-Rebs			
Season	7	at California (Mar. 8) at Colorado State (Dec. 3) Harvard (Nov. 24)	
3-Pt. FGs			
Season	1	twice	
3-Pt. FGA			
Season	2	twice	
FT			
Season	6	Jackson State (Nov. 16)	
FTA			
Season	11	Jackson State (Nov. 16)	
Assists			
Season	3	Jackson State (Nov. 16)	
Steals			
Season	2	twice	
Blocks			
Season	5	USC (Jan. 18)	
Minutes			
Season	37	at California (Mar. 8)	

MISC. 2013-14

Double-Figure Scoring	5
5+ Points	18
10+ Rebounds	4
Double-Doubles	1
Led CU in Scoring	-
Led CU in Rebounds	6
Led CU in Assists	2
Led CU in Steals	3
Led CU in Blocks	11
5+ Rebounds	19
2+ Assists	7
2+ Steals	3
2+ Blocks	12
4+ Blocks	3



XAVIER JOHNSON #2

Sophomore • Forward

6'7" • 220

One-Year Letterwinner

Los Angeles, Calif. (Mater Dei HS)

2012-2013 (freshman): Played in all 33 games with 18 starts • Averaged 8.9 points, 4.8 rebounds per game • First on the team in field goal percentage (51.5) • Pair of double-doubles, both in Pac-12 Conference play: 10 points and 14 rebounds against Arizona State (Feb. 16) and an 18-point, 12-rebound performance in home win against California (Jan. 27) • 4+ rebounds: 19 times; 6+ rebounds: 9 times; 10+ rebounds: 3 times • Four games with three or more three-pointers made (CU 3-1 in those games) • Top-15 among CU freshman lists: No. 8 in rebounding (159); No. 13 in points (295); No. 13 blocks (15) • Second CU player this season, and one of five nationally to have a perfect game from the field and score at least 22 points in a game (7-of-7 vs. Oregon, Mar. 7) • Voted the most improved player at the end-of-the-year banquet (voted by his teammates) • Became the 16th fastest CU player to reach 100 rebounds in the fewest games (24) • Teamed with Josh Scott (317 pts.) to form the second most freshman points scored in school history (612 pts.).

Academics: Double major in ethnic studies and communication.

Personal: Born June 8, 1993 • Son of Samuel and Janet Johnson • Has an older sister, Alexis.

SEASON/CAREER HIGHS

Points

Season 27 Washington (Feb. 9)

Career 27 Washington (Feb. 9)

FGM

Season 10 Washington (Feb. 9)

Career 10 Washington (Feb. 9)

FGA

Season 16 at Stanford (Mar. 5)

Career 16 at Stanford (Mar. 5)

Rebounds

Season 15 Elon (Dec. 13)

Career 15 Elon (Dec. 13)

O-Rebs

Season 4 four times

Career 9 Arizona State (Feb. 16, 2013)

D-Rebs

Season 11 Elon (Dec. 13)

Career 11 twice

3-Pt. FGs

Season 4 at Arizona (Jan. 23)

Career 4 at Arizona (Jan. 23)

Arizona (Feb. 14, 2013)

3-Pt. FGA

Season 7 at UCLA (Feb. 13)

Career 7 at UCLA (Feb. 13)

FT

Season 7 Utah (Feb. 1)

Career 7 Utah (Feb. 1)

FTA

Season 11 Washington State (Feb. 5)

Career 11 Washington State (Feb. 5)

Assists

Season 3 twice

Career 3 twice

Steals

Season 3 three times

Career 3 three times

Blocks

Season 1 six times

Career 3 Oregon State (Mar. 9, 2013)

Minutes

Season 43 at California (Mar. 8)

Career 43 at California (Mar. 8)

CAREER STATISTICS

Year	GP-GS	Min	FG-FGA	Pct	3PT-A	Pct	FT-FTA	Pct	O	D	Reb	Avg	Ast	To	PF-FO	Stl	Blk	Pts	Avg
2013-14	32-32	961	131-285	.460	36-98	.367	87-141	.617	56	134	190	5.9	26	54	64-3	25	10	385	12.0
2012-13	33-18	792	105-204	.515	25-57	.439	60-107	.561	56	103	159	4.8	12	58	96-4	9	15	295	8.9
Total	65-50	1753	236-489	.483	61-155	.394	147-248	.593	112	237	349	5.4	38	112	160-7	34	25	680	10.5

MISC.	'13-14 SEASON CAREER	
Double-Figure Scoring	24	36
20+ Points	5	6
13+ Points	13	22
10+ Rebounds	3	6
Double-Doubles	3	5
Led CU in Scoring	5	8
Led CU in Rebounds	6	9
Led CU in Blocks	4	10
Led CU in Assists	2	2
Led CU in Steals	6	7
5+ Rebounds	24	37
2+ Blocks	-	2
2+ Steals	7	8

2013-2014 Game-by-Game (sophomore)

Game	GS	Min	FGs	3FGs	FTs	O-D-R	Pf	A	To	BL	ST	Pts
vs. Baylor	*	17	4-9	0-2	0-3	1-2-3	5	0	0	0	3	8
UT MARTIN	*	25	3-5	1-2	5-5	0-4-4	2	3	1	0	1	12
WYOMING	*	31	4-6	0-1	5-9	1-4-5	2	0	1	1	1	13
UCSB	*	29	3-5	0-2	3-4	0-5-5	1	2	3	0	3	9
HARVARD	*	29	4-7	3-4	0-0	1-5-6	1	1	2	0	1	11
at Air Force	*	23	5-6	0-1	1-1	3-5-8	1	2	0	0	0	11
at Colorado St.	*	18	0-4	0-2	0-0	2-1-3	5	0	3	1	1	0
KANSAS	*	33	4-9	1-2	5-8	2-4-6	0	0	1	0	3	14
ELON	*	31	3-6	2-3	4-8	4-11-15	1	3	2	1	0	12
vs. Okla State	*	27	1-5	0-3	1-2	1-4-5	3	0	3	0	0	3
GEORGIA	*	26	5-10	3-6	0-0	1-3-4	2	1	2	0	1	13
OREGON ST.	*	33	3-10	0-3	3-5	2-7-9	1	0	1	1	0	9
OREGON	*	29	6-10	0-1	3-3	3-4-7	3	0	5	0	0	15
at Wash. State	*	34	4-8	0-1	6-10	1-2-3	3	1	0	0	0	14
at Washington	*	30	3-6	1-2	1-2	3-3-6	2	1	3	1	0	8
UCLA	*	33	1-6	0-2	0-0	2-6-8	0	1	1	1	1	2
USC	*	23	4-9	1-1	1-1	0-1-1	0	0	0	1	0	10
at Arizona	*	34	7-12	4-5	3-3	1-1-2	3	0	3	0	0	21
at Arizona St.	*	35	4-9	1-4	3-8	1-4-5	2	1	5	1	2	12
UTAH	*	37	2-6	0-2	7-10	4-6-10	3	2	2	0	2	11
WASH STATE	*	33	7-14	1-5	5-11	2-7-9	2	0	3	1	2	20
WASHINGTON	*	31	10-14	3-3	4-4	4-6-10	1	2	1	0	1	27
at UCLA	*	36	5-12	2-7	2-4	1-8-9	1	0	0	1	0	14
at USC	*	25	6-11	3-5	5-6	1-3-4	5	1	0	0	0	20
ARIZONA ST	*	34	3-13	0-5	5-9	4-2-6	2	0	0	0	0	11
ARIZONA	*	29	1-10	0-3	3-4	1-5-6	2	0	1	0	0	5
at Utah	*	24	4-8	1-3	1-1	0-4-4	4	2	4	0	2	10
at Stanford	*	37	5-16	0-5	4-6	3-2-5	3	2	2	0	1	14
at California	*	43	8-15	3-4	5-6	3-3-6	1	0	0	0	0	24
vs. USC	*	32	4-6	2-2	1-5	0-3-3	0	0	2	0	0	11
vs. California	*	29	4-7	2-4	0-0	2-6-8	0	1	1	0	0	10
vs. Arizona	*	32	4-11	2-3	1-3	2-3-5	3	0	2	0	0	11

2012-2013 Game-by-Game (freshman)

Game	GS	Min	FGs	3FGs	FTs	O-D-R	Pf	A	To	BL	ST	Pts
WOFFORD	-	24	1-2	0-1	3-4	2-6-8	1	1	2	0	0	5
vs. Dayton	-	26	5-9	2-4	3-4	0-3-3	5	1	1	2	1	15
vs. Baylor	-	23	3-6	0-0	1-4	2-4-6	3	1	5	1	0	7
vs. Murray State	-	12	1-1	0-0	0-1	1-0-1	2	0	1	0	0	2
AIR FORCE	-	10	3-4	1-2	0-0	0-1-1	4	0	1	0	0	7
TX SOUTHERN	-	23	2-4	0-0	2-4	2-3-5	4	0	2	1	0	6
at Wyoming	-	22	2-4	0-1	2-2	1-2-3	4	0	3	0	0	6
COLORADO ST.	-	16	2-3	0-1	1-4	0-2-2	1	0	0	1	0	5
at Kansas	-	18	0-4	0-1	1-4	1-3-4	5	0	1	0	0	1
at Fresno State	-	8	0-0	0-0	1-2	0-4-4	4	0	3	1	0	1
N. ARIZONA	-	23	6-7	3-3	2-3	1-3-4	1	1	2	0	0	17
HARTFORD	-	18	1-6	0-1	2-2	2-0-2	2	1	2	0	0	4
at Arizona	*	38	4-8	2-4	3-6	2-4-6	3	1	0	0	2	13
at Arizona State	-	14	2-6	0-1	0-0	2-2-4	5	0	2	0	0	4
USC	*	23	2-7	0-2	3-6	1-2-3	3	1	0	1	0	7
UCLA	*	22	2-5	1-3	3-5	1-1-2	2	0	2	0	0	8
at Washington	*	29	4-10	0-0	1-2	3-1-4	4	0	3	1	0	9
at Washington St.-	-	20	5-7	0-2	4-6	1-3-4	1	0	2	0	1	14
STANFORD	*	24	5-8	1-2	0-0	1-2-3	4	0	2	0	0	11
CALIFORNIA	*	30	7-10	0-2	4-4	1-11-12	3	0	5	0	0	18
at Utah	*	31	3-7	0-2	0-1	3-7-10	4	1	2	1	1	6
at Oregon	*	21	3-7	2-3	0-0	0-2-2	1	1	1	0	0	8
at Oregon State	-	23	1-3	0-1	1-2	1-1-2	2	0	1	0	0	3
ARIZONA	*	27	7-9	4-5	1-2	2-7-9	3	1	2	0	0	19
ARIZONA ST.	*	36	4-9	0-1	2-4	9-5-14	2	1	4	0	1	10
UTAH	*	29	2-4	1-3	1-2	2-3-5	0	0	2	1	1	6
at Stanford	*	26	3-5	0-2	1-3	2-3-5	3	0	0	0	0	7
at California	*	36	4-14	3-4	3-6	3-4-7	2	0	0	1	0	14
OREGON	*	22	7-7	3-3	5-6	1-2-3	4	0	2	0	0	22
OREGON ST.	*	28	3-7	0-0	0-0	4-3-7	4	0	3	3	0	6
vs. Oregon St.	*	33	6-10	0-1	4-9	3-5-8	1	0	1	0	1	16
vs. Arizona	*	30	3-5	1-1	4-7	2-0-2	4	1	1	0	0	11
vs. Illinois	*	27	2-6	1-1	2-2	0-4-4	5	0	0	1	1	7



XAVIER TALTON

Sophomore • Guard

6'2" • 180

One-Year Letterwinner

Sterling, Colo.

(Sterling HS)

#3

2012-2013 Game-by-Game (freshman)

Game	GS	Min	FGs	3FGs	FTs	O-D-R	Pf	A	To	BL	ST	Pts
WOFFORD	-	10	0-3	0-1	2-3	0-1-1	2	0	0	0	1	2
vs. Dayton	-	3	0-0	0-0	0-0	0-0-0	0	0	1	0	0	0
vs. Baylor	-	2	0-0	0-0	0-0	0-1-1	0	0	0	0	0	0
vs. Murray State	-	4	0-0	0-0	0-0	0-0-0	0	0	0	0	0	0
AIR FORCE	-	9	1-3	0-0	0-0	0-3-3	0	0	0	0	0	2
TX SOUTHERN	-	8	1-1	0-0	0-0	0-1-1	0	0	0	0	0	2
at Wyoming	-	9	3-3	1-1	0-0	1-0-1	3	0	1	0	0	7
COLORADO ST.	-	5	0-0	0-0	0-0	0-0-0	0	1	0	0	0	0
at Kansas	-	19	2-4	0-1	0-0	1-0-1	2	3	1	0	2	4
at Fresno State	-	8	0-1	0-0	0-0	0-0-0	0	0	1	0	0	0
N. ARIZONA	-	20	2-4	2-3	0-0	1-1-2	2	2	2	0	0	6
HARTFORD	-	14	0-1	0-1	1-3	0-1-1	1	0	2	0	0	1
at Arizona	-	3	0-0	0-0	0-0	0-0-0	0	0	0	0	0	0
at Arizona State	-	4	0-0	0-0	0-0	0-0-0	2	0	1	0	0	0
USC	-	7	1-2	0-0	0-0	0-0-0	0	1	0	0	0	2
at Washington	-	1	0-0	0-0	0-0	0-0-0	0	0	1	0	0	3
at Washington St.	-	2	0-0	0-0	0-0	0-0-0	0	0	0	0	0	0
STANFORD	-	1	0-0	0-0	0-0	0-1-1	1	0	0	0	0	0
CALIFORNIA	-	1	0-0	0-0	0-0	0-0-0	0	0	0	0	0	0
at Utah	-	8	1-1	0-0	0-1	0-0-0	1	0	0	0	0	2
at Oregon	-	10	1-1	0-0	0-0	0-1-1	0	2	0	0	0	2
at Oregon State	-	5	0-0	0-0	0-0	0-0-0	0	0	1	0	0	0
ARIZONA	-	7	2-2	1-1	1-2	0-0-0	0	0	2	0	2	6
ARIZONA ST.	-	9	1-1	1-1	0-0	0-1-1	0	1	0	0	1	3
UTAH	-	11	0-0	0-0	0-0	0-1-1	0	1	2	0	0	0
at Stanford	-	8	0-1	0-1	0-0	0-0-0	0	0	0	0	0	0
at California	-	3	0-0	0-0	0-0	0-0-0	0	0	0	0	0	0
OREGON	-	14	1-3	1-1	0-0	0-0-0	0	1	0	0	0	3
OREGON ST.	-	12	1-3	0-1	0-0	0-2-2	0	1	1	0	0	2
vs. Oregon St.	-	4	0-2	0-0	0-0	0-1-1	1	0	0	0	1	0
vs. Arizona	-	10	2-3	0-0	0-0	0-4-4	2	2	0	0	0	4
vs. Illinois	-	3	0-0	0-0	0-0	0-0-0	1	0	0	0	0	0

SEASON/CAREER HIGHS

Points	3-Pt. FGA
Season 14 twice	Season 5 twice
Career 14 twice	Career 5 twice
FGM	FT
Season 5 three times	Season 4 twice
Career 5 three times	Career 4 twice
FGA	FTA
Season 8 twice	Season 7 at USC (Feb. 16)
Career 8 twice	Career 7 at USC (Feb. 16)
Rebounds	Assists
Season 7 at USC (Feb. 16)	Season 5 Arizona State (Feb. 19)
Career 7 at USC (Feb. 16)	Career 5 Arizona State (Feb. 19)
O-Rebs	Steals
Season 3 Harvard (Nov. 24)	Season 2 twice
Career 3 Harvard (Nov. 24)	Career 2 four times
D-Rebs	Blocks
Season 6 at USC (Feb. 16)	Season 2 Utah (Feb. 1)
Career 6 at USC (Feb. 16)	Career 2 Utah (Feb. 1)
3-Pt. FGs	Minutes
Season 4 Utah (Feb. 1)	Season 35 vs. Cal (Mar. 13)
Career 4 Utah (Feb. 1)	Career 35 vs. Cal (Mar. 13)

2013-2014 Game-by-Game (sophomore)

Game	GS	Min	FGs	3FGs	FTs	O-D-R	Pf	A	To	BL	ST	Pts
vs. Baylor	-	6	0-1	0-1	0-0	0-0-0	2	0	1	0	0	0
UT MARTIN	-	11	0-2	0-1	2-2	0-1-1	3	1	1	0	1	2
WYOMING	-	16	0-2	0-1	1-2	0-1-1	1	0	0	0	0	1
JACKSON ST.	-	25	5-6	3-4	0-0	0-1-1	1	3	2	0	1	13
ARKANSAS ST.	-	16	2-5	1-3	0-0	0-1-1	2	1	1	0	0	5
UCSB	-	17	0-4	0-2	0-0	0-1-1	2	1	0	1	0	0
HARVARD	-	18	3-5	1-2	2-3	3-2-5	1	2	3	0	0	9
at Air Force	-	16	0-2	0-1	2-2	1-1-2	3	4	0	0	1	2
at Colorado St.	-	18	2-5	0-1	0-0	0-1-1	2	4	2	0	0	4
KANSAS	-	9	0-3	0-2	0-0	0-1-1	0	0	0	0	0	0
ELON	-	24	4-5	1-1	0-0	2-4-6	3	2	1	1	2	9
vs. Okla. State	-	10	1-3	0-0	0-0	0-0-0	1	0	1	0	0	2
GEORGIA	-	9	0-3	0-2	0-0	0-1-1	1	0	0	0	0	0
OREGON ST.	-	13	1-2	0-1	0-0	2-0-2	1	1	0	0	1	2
OREGON	-	11	2-2	0-0	4-6	0-0-0	4	0	1	0	0	8
at Wash. State	-	16	1-3	1-2	0-0	0-4-4	0	2	0	0	1	3
at Washington	-	17	0-5	0-2	0-0	0-1-1	0	1	4	0	2	0
UCLA	-	25	2-7	0-4	1-2	1-1-2	2	4	3	0	0	5
USC	-	18	1-3	0-2	0-0	0-2-2	2	3	0	0	1	2
at Arizona	-	16	1-1	0-0	2-2	0-0-0	1	1	5	0	0	4
at Arizona St.	-	16	0-1	0-1	0-0	0-2-2	2	3	0	1	1	0
UTAH	-	22	5-8	4-5	0-0	0-3-3	2	1	1	2	1	14
WASH STATE	*	14	1-2	1-2	0-0	0-0-0	4	1	0	0	0	3
WASHINGTON	*	29	3-5	2-2	1-2	0-3-3	0	3	3	0	0	9
at UCLA	*	29	3-6	3-5	1-2	0-2-2	1	0	4	0	0	10
at USC	*	32	4-5	2-3	4-7	1-6-7	3	3	0	0	0	14
ARIZONA ST	*	27	0-1	0-0	0-0	0-4-4	5	5	3	0	1	0
ARIZONA	*	31	1-3	0-1	2-3	0-4-4	0	1	1	1	0	4
at Utah	*	28	1-8	0-3	1-2	1-1-2	0	1	1	0	0	3
at Stanford	*	30	3-6	2-4	1-2	0-5-5	2	1	0	0	2	9
at California	*	30	2-5	1-2	0-0	0-2-2	3	2	1	0	0	5
vs. USC	*	32	2-4	0-2	0-0	0-3-3	2	0	2	0	1	4
vs. California	*	35	5-8	3-5	0-0	0-3-3	2	1	1	0	1	13
vs. Arizona	*	34	2-6	2-4	2-2	0-3-3	2	2	1	0	1	8

CAREER STATISTICS

Year	GP-GS	Min	FG-FGA	Pct	3PT-A	Pct	FT-FTA	Pct	O	D	Reb	Avg	Ast	To	PF-FO	Stl	Blk	Pts	Avg
2013-14	34-12	699	57-137	.416	27-71	.380	26-39	.667	11	64	75	2.2	55	44	60-1	20	6	167	4.9
2012-13	32-0	234	19-39	.487	6-12	.500	4-9	.444	3	19	22	0.7	15	16	17-0	7	0	48	1.5
Total	66-12	933	76-176	.432	33-83	.398	30-48	.625	14	83	97	1.5	70	60	77-1	27	6	205	3.1



ELI STALZER #5
 Sophomore • Guard
 6'3" • 190
 One-Year Letterwinner
 Brea, Calif.
 (Mater Dei HS)

2013-2014 Game-by-Game (sophomore)

Game	GS	Min	FGs	3FGs	FTs	O-D-R	Pf	A	To	BL	ST	Pts
UT MARTIN	-	6	0-0	0-0	1-2	1-0-1	1	1	1	0	1	1
WYOMING	-	2	0-1	0-1	0-0	0-0-0	0	0	0	0	0	0
JACKSON ST.	-	6	0-2	0-1	2-2	0-0-0	0	0	0	0	0	2
ARKANSAS ST.	-	6	0-0	0-0	0-0	0-0-0	0	0	1	0	1	0
at Air Force	-	5	0-0	0-0	0-0	0-0-0	0	1	0	0	0	0
at Colorado St.	-	1	0-0	0-0	0-0	0-0-0	0	0	0	0	0	0
GEORGIA	-	1	0-0	0-0	0-0	0-0-0	0	0	1	0	0	0
OREGON	-	0+	0-0	0-0	0-0	0-0-0	1	0	0	0	0	0
at Washington	-	10	1-3	0-1	0-0	1-1-2	1	1	1	0	0	2
UCLA	-	12	1-3	0-1	0-0	0-2-2	2	0	1	0	0	2
USC	-	20	1-3	1-1	1-2	1-5-6	0	1	2	0	0	4
at Arizona	-	6	0-0	0-0	0-0	0-0-0	4	0	0	0	0	0
at Arizona St.	-	12	0-1	0-0	1-3	1-1-2	1	0	1	0	0	2
UTAH	-	22	2-4	0-1	0-0	0-0-0	1	1	1	0	1	4
WASH STATE	-	4	0-0	0-0	0-0	0-0-0	1	0	0	0	0	0
WASHINGTON	-	14	1-2	1-2	1-2	0-2-2	2	0	0	0	1	4
at UCLA	-	6	1-1	0-0	0-0	0-1-1	1	0	0	0	0	2
at USC	-	15	0-0	0-0	0-0	0-0-0	1	0	1	0	0	0
ARIZONA ST	-	10	1-1	0-0	0-0	0-0-0	0	0	1	0	1	2
ARIZONA	-	11	1-1	0-0	2-3	0-1-1	1	0	0	0	0	4
at Utah	-	22	3-3	2-2	0-0	1-1-2	0	1	0	0	1	8
at Stanford	-	5	1-1	1-1	2-2	0-0-0	0	0	0	0	0	5
at California	-	4	0-0	0-0	0-0	0-0-0	0	0	0	0	0	0
vs. USC	-	4	0-1	0-1	0-0	0-1-1	0	1	0	0	0	0
vs. California	-	9	0-3	0-2	1-2	1-0-1	1	0	0	0	1	1
vs. Arizona	-	5	0-1	0-0	0-0	0-0-0	0	0	0	0	0	0

2012-13 Game-by-Game (freshman)

Game	GS	Min	FGs	3FGs	FTs	O-D-R	Pf	A	To	BL	ST	Pts
WOFFORD	-	16	2-2	1-1	0-0	0-3-3	0	1	1	0	0	5
vs. Dayton	-	10	1-2	1-2	0-0	0-0-0	1	0	0	0	0	3
vs. Baylor	-	10	1-1	1-1	0-0	0-0-0	1	0	0	0	0	3
vs. Murray State	-	7	0-0	0-0	0-0	0-0-0	0	0	2	0	0	0
AIR FORCE	-	12	2-3	2-3	0-0	0-1-1	1	0	1	0	0	6
TX SOUTHERN	-	12	0-1	0-1	0-0	0-0-0	1	1	1	1	1	0
at Wyoming	-	19	1-3	0-1	1-1	0-4-4	1	1	0	0	0	3
COLORADO ST.	-	10	0-0	0-0	0-0	0-1-1	1	0	2	0	0	0
at Kansas	-	10	0-2	0-2	1-2	0-0-0	1	0	1	0	0	1
at Fresno State	-	5	0-0	0-0	0-0	0-0-0	1	0	1	0	0	0
N. ARIZONA	-	21	0-3	0-3	0-0	1-2-3	5	3	1	0	0	0
HARTFORD	-	13	0-2	0-0	0-0	0-1-1	2	2	3	0	3	0
at Arizona State	-	3	0-0	0-0	0-0	0-0-0	1	0	0	0	0	0
USC	-	9	1-1	1-1	0-0	0-0-0	1	0	1	0	0	3
at Washington	-	7	1-1	0-0	1-1	0-1-1	4	0	0	0	0	3
at Washington St.	-	9	0-0	0-0	2-2	0-2-2	0	0	1	0	0	2
STANFORD	-	4	0-1	0-0	1-3	0-0-0	1	0	0	0	0	1
CALIFORNIA	-	10	1-1	0-0	0-0	0-1-1	0	0	1	0	0	2
at Utah	-	7	0-0	0-0	0-0	0-0-0	0	1	1	0	0	0
at Oregon State	-	7	1-3	0-2	0-0	0-0-0	1	1	2	1	0	2
UTAH	-	6	0-2	0-2	0-0	0-0-0	0	0	0	0	1	0
at Stanford	-	2	0-0	0-0	0-0	1-0-1	0	0	0	0	0	0
OREGON	-	5	0-1	0-1	0-0	0-2-2	2	0	2	0	1	0
OREGON ST.	-	11	1-2	0-1	0-0	1-0-1	0	2	0	0	0	2
vs. Arizona	-	3	0-0	0-0	0-0	0-0-0	0	0	0	0	0	0

CAREER STATISTICS

Year	GP-GS	Min	FG-FGA	Pct	3PT-A	Pct	FT-FTA	Pct	O	D	Reb	Avg	Ast	To	PF-FO	Stl	Blk	Pts	Avg
2013-14	26-0	218	13-31	.419	5-14	.357	11-18	.611	6	15	21	0.8	7	11	18-0	7	0	41	1.6
2012-13	25-0	228	12-31	.387	6-21	.286	6-9	.667	3	18	21	0.8	12	21	25-1	6	2	36	1.4
Total	51-0	446	25-62	.403	11-35	.314	17-27	.630	9	33	42	0.8	19	32	43-1	13	2	77	1.5

SEASON/CAREER HIGHS

Points	Season	8	at Utah (March 1)
	Career	8	at Utah (March 1)
FGM	Season	3	at Utah (March 1)
	Career	3	at Utah (March 1)
FGA	Season	4	Utah (Feb. 1)
	Career	4	Utah (Feb. 1)
Rebounds	Season	6	USC (Jan. 18)
	Career	6	USC (Jan. 18)
O-Rebs	Season	1	five times
	Career	1	eight times
D-Rebs	Season	5	USC (Jan. 18)
	Career	5	USC (Jan. 18)
3-Pt. FGS	Season	2	at Utah (March 1)
	Career	2	twice
3-Pt. FGA	Season	2	at Utah (March 1)
	Career	3	twice
FT	Season	2	three times
	Career	2	four times
FTA	Season	3	twice
	Career	3	three times
Assists	Season	1	seven times
	Career	3	Northern Arizona (Dec. 21, 2012)
Steals	Season	1	seven times
	Career	3	Hartford (Dec. 29, 2012)
Blocks	Season	-	
	Career	1	twice
Minutes	Season	22	twice
	Career	22	twice

MISC. '13-14 SEASON CAREER

Double-Figure Scoring	-	-
5+ Points	2	4
Led CU in Assists	1	1
Led CU in Steals	-	1
3+ Rebounds	1	4
3+ Steals	-	1
2+ Assists	-	3
1+ Blocks	-	2



TRE'SHAUN FLETCHER #10

Freshman • Forward

6'7" • 200

Tacoma, Wash.
(Lincoln HS)

Freshman Year (2013-2014): Injured his left knee at Washington (Jan. 12) • Has returned to practice • Lefthander with a great skill package • More of a true wing • Handles ball well and shoots well • Coach Boyle's says: "He's really a good passer for his position. He's long, athletic, runs the floor well and is great in transition. We think he'll fit in very well with what we're looking to do here. Bottom line is, he can do a lot different things to help you win."

Lincoln HS: Is the all-time leading scorer in the Abes history • Senior year averaged 21 points, 10 rebounds and five assists per game • Helped lead Lincoln to a 23-4 record and third place finish in the state tournament • 3A state player of the year, also first-team all-state, first-team all-league • Three West Central District and Narrows League championships three of four years • Over his four years, the Abes were 82-21 (.796), including a 63-12 mark (.840) during this sophomore, junior, senior years 2013 Rivals.com three-star prospect: No. 26 small forward and No. 143 overall • Scout.com: Ranked as a top-100 player (No. 90) nationally for 2013 • Junior season, was named MVP of the Narrows League, as well as first team all-area and second-team all-state • Averaged 18 points, 11 rebounds and five assists in Lincoln's 18-8 season • Scholarship offers came from Arizona State, Washington State, UCLA, Boise State, Cal Poly, Gonzaga, Oregon State and Santa Clara • Played AAU ball with the Northwest Panthers, whose coach, Gary Ward, called Fletcher "a legitimate 6-foot-6 with a 6-foot-9 wingspan • Multi-skilled, played some one, some two and some three (positions). Ward also described Fletcher as "crafty" and "sometimes a little too unselfish, he is a really good player."

Academics: Open option major in College's Arts and Sciences.

Personal: Born October 5, 1994 • Son of Bobby Ann Fletcher • Is the youngest of four children • Wore jersey number 4 in high school • Biggest moment of high school was trailing by 21 points in the fourth quarter and winning the district championship • "I feel like Colorado is a good fit for me. I love the coaches, the players and the system. I feel like I am a very versatile player. I can guard positions one through three, I can shoot it, I can dribble it and I can pass it. I think colleges like my length, too. I can get in and bang with the fours and fives, too."

2013-2014 Game-by-Game (freshman)

Game	GS	Min	FGs	3FGs	FTs	O-D-R	Pf	A	To	BL	ST	Pts	
vs. Baylor	-	15	1-4	0-2	0-0	1-1-2	2	1	1	1	0	2	
UT MARTIN	-	13	2-2	1-1	0-1	0-4-4	2	0	1	0	0	5	
WYOMING	-	2	0-0	0-0	0-0	0-0-0	2	0	0	0	0	0	
JACKSON ST.	-	5	0-0	0-0	0-0	0-0-0	4	0	1	0	0	0	
ARKANSAS ST.	-	13	4-6	1-3	0-2	1-1-2	0	0	0	0	0	9	
UCSB	-	7	2-3	1-2	2-2	0-1-1	1	0	1	0	0	7	
HARVARD	-	16	2-3	0-1	0-0	1-0-1	1	0	0	0	0	4	
at Air Force	-	10	0-2	0-2	0-0	0-0-0	4	0	1	1	0	0	
at Colorado St.	-	7	1-3	0-0	0-0	3-2-5	0	0	0	0	0	2	
KANSAS	-	11	2-3	1-2	2-5	2-0-2	0	0	0	0	0	7	
ELON	-	14	0-1	0-1	0-0	1-2-3	2	1	2	0	2	0	
vs. Okla. State	-	13	3-8	1-4	0-0	3-1-4	2	1	1	1	1	7	
GEORGIA	-	2	0-3	0-2	2-2	0-1-1	0	1	0	0	0	2	
OREGON ST.	-	did not play											
OREGON	-	5	1-2	0-1	1-1	0-1-1	0	0	0	0	0	3	
at Wash. State	-	9	1-3	0-2	2-2	0-2-2	0	0	0	1	0	4	
at Washington	-	10	1-3	0-2	2-2	0-1-1	2	0	1	0	0	4	
injured: knee injury: missed 14 games													
vs. USC	-	3	0-1	0-1	0-0	0-0-0	1	0	0	0	0	0	
vs. California	-	3	0-1	0-1	0-0	0-0-0	0	0	0	0	0	0	
vs. Arizona	-	12	0-2	0-0	0-0	0-0-0	2	0	0	0	0	0	

SEASON HIGHS

Points

Season 9 Arkansas State (Nov. 18)

FGM

Season 4 Arkansas State (Nov. 18)

FGA

Season 8 vs. Oklahoma State (Dec. 21)

Rebounds

Season 5 at Colorado State (Dec. 3)

O-Rebs

Season 3 vs. Oklahoma State (Dec. 21)
at Colorado State (Dec. 3)

D-Rebs

Season 4 UT Martin (Nov. 10)

3-Pt. FGs

Season 1 four times

3-Pt. FGA

Season 4 vs. Oklahoma State (Dec. 21)

FT

Season 2 five times

FTA

Season 5 Kansas (Dec. 7)

Assists

Season 1 three times

Steals

Season 2 Elon (Dec. 13)

Blocks

Season 1 vs. Oklahoma State (Dec. 21)
at Air Force (Nov. 30)
vs. Baylor (Nov. 8)

Minutes

Season 16 Harvard (Nov. 24)

MISC.

2013-14

Double-Figure Scoring	-
10+ Points	-
5+ Points	5
Double-Doubles	-
Led CU in Scoring	-
Led CU in Rebounds	-
Led CU in Steals	1
Led CU in Blocks	3
3+ Rebounds	4
2+ Assists	-
2+ Steals	1



KEVIN NELSON #12

Junior • Guard
6'2" • 185
Albuquerque, N.M.
(Albuquerque Academy/
Missouri State University-West)

2013-2014 (junior): Is a senior in the classroom, junior on the court • Will return next season (2014-15) • Missed the entire season with a broken right ankle • Played in eight games with three points against UT Martin (Nov. 10).

Missouri State University West Plains (2010-2012): Played and started all 30 games at the point-guard position in 2011-12 • Led the Grizzlies in assists and helped the team to a 21-10 record during the 2011-12 campaign • Second place finish during the Region 16 regular season • Member of the 2010-11 team that reached the pinnacle of NJCAA competitive success with a 31-4, the best in school history • Grizzlies held the NJCAA Poll #1 ranking for five consecutive weeks and finished #1 unanimously in the final two polls • Missouri State-West Plains competes in NJCAA Division I athletics.

2009-2010 (New Mexico): Did not play, injured.

Albuquerque Academy: Three-year letterman in basketball and baseball (a pitcher) • First-team all-state, all-district, and was the 4A Player of the Year in 2009 (basketball) Led 4A in assists as a junior leading the Chargers to second place in the state tournament.

Academics: College major is business with an emphasis in finance.

Personal: Born August 11, 1990 • Son of Ron and Sheila Nelson • Has an older sister, Molly, a 2011 graduate of Bates College • Father played college basketball at New Mexico (1966-68), in addition was a Helms All-American for the Lobos following his senior season of 1967-68; also played professionally in the ABA.



BRETT BRADY #15

Sophomore • Guard
6'1" • 160
One-Year Letterwinner
Highlands Ranch, Colo.

2013-2014: Is a walk-on student-athlete with this year's CU team • Was a practice player with the Buffaloes in 2012-2013 • Has played in four games with a made three-pointer in two of them (UT Martin and Arkansas State).

Highlands Ranch HS: Three-year letterman in basketball • All-Conference first team • Led state of Colorado in made three pointers as a senior • Recorded the most three pointers in a single game (8).

Academics: College major is applied mathematics.

Personal: Born August 15, 1994 in Highlands Ranch, Colo. • Son of Bill and Carolyn Brady • Has six siblings.



BEAU GAMBLE #14

Senior • Guard
6'0" • 180
One-Year Letterwinner
Boulder, Colo. (Fairview HS)

2013-2014 (senior): Is a senior in the classroom, however has one more year of eligibility • Will graduate in May • Eight games played with a three-pointer at Air Force (Nov. 30) and against USC (Jan. 18).

Summer 2013: Member of Athletes In Action team that traveled to Lithuania during August • Team USA went 4-1 • Played in five games • Averaged 1.6 assists, one rebound and 13 minutes a game • High-game was 20 minutes with two assists, one point and one steal • Handed-out four assists and a rebound in 17 minutes in another game.

2012-2013 (junior): Played in five games • Averaged 1.4 points per game • Scored three points in home win over Northern Arizona (Dec. 21) • Two points each against Hartford (Dec. 29) and Oregon (Mar. 7), both home wins • Two years eligibility remaining.

2011-2012 (sophomore): Per NCAA rules sat out the season after transferring from Santa Clara.

2010-2011 (Santa Clara): Played in four games • Averaged 3.3 minutes and 2.0 points per game • First year walk-on who made his first two three-pointers in win over Bethany (Jan. 3) • Also added six points with one rebound and one assist in four minutes • Career-high two assists in season-high six minutes vs. UC Santa Cruz (Feb. 1) • Member of the Broncos basketball team that won the 2011 CIT Championship.

2009-2010 (New Hampton Prep): Attended New Hampton Prep in New Hampshire • Played in six games before he missed the rest of the season with an injury.

Fairview HS: Played in the Rocky Mountain Fall Showcase game all four years, including his sophomore year when he was named Most Valuable Player with 28 points (six three-pointers) • Two-year captain • Four-year basketball letterwinner • Led his team to the state semifinals with a 26-1 record • Led Class 5A in assists his senior year • Scored 29 points in three games and had 10 or more assists in six games • Averaged nine points, seven assists, four rebounds and three steals per game during his senior year • Named second team all-state and first-team all-conference • Averaged 15 points, three assists, and two rebounds his junior year when he was honored second-team all-conference • Played AAU for Boulder Titans and Colorado Chaos • Colorado Chaos won the Great American Shootout • Was a member of student council senate at Fairview and was a 2009 graduate.

Academics: College major is communication.



DUSTIN THOMAS #13

Freshman • Forward

6'7" • 220

Texarkana, Texas
(Pleasant Grove HS)

Freshman Year Preview (2013-2014): Shoots the ball extremely well from the perimeter and can put the ball on the floor • Can play inside and out • Plays with extraordinary energy and can rebound • Exceptional shooter for a "big" (48 percent accuracy from 3-point range as a junior) • Coach Boyle says: "The thing that makes Dustin special is his love for the game, his motor. And shooting, he can really stroke it. But what sets him apart is his love for the game. Every time I talk to him he's going to the gym or on his way back. There's not a day that goes by that he's not trying to get better as a basketball player. I think if anything we've got to kind of tone him down a little; he loves the game and his desire to be great is unquestionable."

Pleasant Grove HS: Helped the Hawks to 29-2 mark, including 3A Region II District 15 regular season title • Pleasant Grove lost to Argyle in regional semifinals • 2013 Rivals.com three-star: No. 28 small forward and No. 150 overall • Pleasant Grove won 29 games last season, with Thomas a big reason for the success • He was 3A Region II District 15 MVP after averaging 20 points, 14 rebounds, five assists and five steals • Made an astounding 48 percent of his three-point attempts • Rivals.com ranks him as a three-star prospect • Ranked as the eighth-best senior prospect in Texas • Pleasant Grove coach Billy Brewer said Thomas is very comfortable shooting from behind the arc: "Three-point range is pretty easy for him. We run a motion offense and we are going to run until they get the ball in his hands • Dustin can also dribble penetrate and he can go in the post. He can do whatever he wants to do so we try to get the ball in his hands."

Academics: Open Option major in College of Arts & Sciences.

Personal: Born July 26, 1995 • Son of David and Shonda Thomas • On selecting CU, "Going up there (to visit Boulder), I didn't know what to expect. Everything about Colorado was perfect. It is like a big family out there. At first, I didn't even think Colorado would have been where I would choose to go. But once I got out there, it completely turned my impression about it. I loved everything about it. The players made me feel like family. The coaching staff was just real up front and I trust them. They won the Pac-12 (in 2012) and you can tell the fans really show them a lot of love. It is just real fun to be around it and I wanted to be a part of that." • Wore jersey number 13 in high school and was a member of the National Honors Society.

2013-2014 Game-by-Game (freshman)

Game	GS	Min	FGs	3FGs	FTs	O-D-R	Pf	A	To	BL	ST	Pts
vs. Baylor	-	14	1-4	1-2	0-0	3-0-3	4	0	0	0	0	3
UT MARTIN	-	19	3-3	1-1	2-2	0-2-2	2	2	2	0	1	9
WYOMING	-	11	1-3	0-0	0-0	1-1-2	2	0	2	0	0	2
JACKSON ST.	-	17	5-8	1-2	2-4	1-3-4	2	2	3	0	1	13
ARKANSAS ST.	-	18	1-7	0-2	0-0	1-4-5	4	1	0	0	0	2
UCSB	-	13	1-2	0-1	2-2	0-2-2	0	0	0	0	0	4
HARVARD	-	11	0-2	0-2	0-0	0-3-3	2	0	1	0	0	0
at Air Force	-	13	2-3	0-0	3-3	1-2-3	3	1	3	0	0	7
at Colorado St.	-	17	2-5	0-2	0-2	5-0-5	3	0	2	0	0	4
KANSAS	-	16	0-3	0-2	3-6	3-1-4	1	1	1	0	0	3
ELON	-	10	2-2	0-0	5-8	1-0-1	2	0	1	0	0	9
vs. Okla State	-	9	0-3	0-1	0-0	0-0-0	3	0	1	0	0	0
GEORGIA	-	10	1-1	0-0	2-2	2-2-4	1	1	1	1	0	4
OREGON ST.	-	11	0-1	0-0	0-2	1-1-2	2	2	0	0	0	2
OREGON	-	5	0-0	0-0	0-0	0-0-0	2	0	0	0	0	0
at Wash State	-	5	1-1	0-0	0-0	0-0-0	0	0	0	0	0	2
at Washington	-	14	0-1	0-0	0-2	2-1-3	2	0	1	0	0	0
UCLA	-	16	1-2	0-0	1-2	1-3-4	2	1	0	0	0	3
USC	-	18	3-4	0-1	1-3	1-1-2	4	0	3	0	0	7
at Arizona	-	23	2-4	0-1	0-0	0-4-4	2	0	0	0	0	4
at Arizona St.	-	15	2-2	0-0	0-0	1-0-1	3	0	0	0	1	4
UTAH	-	13	0-1	0-1	0-0	1-0-1	3	1	0	0	0	0
WASH STATE	-	17	1-2	1-1	0-0	1-0-1	1	0	2	0	1	3
WASHINGTON	*	19	1-4	1-3	0-0	1-3-4	5	0	2	0	0	3
at UCLA	*	27	1-5	0-1	2-2	2-2-4	4	1	3	0	2	4
at USC	*	21	1-2	0-0	1-2	0-3-3	4	2	5	1	0	3
ARIZONA ST	*	20	3-6	0-2	2-2	1-5-6	4	0	2	1	1	8
ARIZONA	*	18	3-5	0-0	1-3	2-1-3	2	1	2	0	0	7
at Utah	*	15	3-6	1-3	1-2	0-1-1	4	0	2	0	0	8
at Stanford	-	16	0-3	0-2	0-2	0-3-3	2	1	2	0	0	3
at California	-	13	1-5	0-1	0-0	0-1-1	2	0	1	0	0	2
vs. USC	-	14	1-2	0-1	0-0	0-1-1	1	0	3	0	0	2
vs. California	-	10	1-3	0-1	0-0	1-0-1	1	1	2	0	0	2
vs. Arizona	-	21	2-5	0-0	0-0	0-1-1	3	0	1	0	0	4

SEASON HIGHS

Points

Season 13 Jackson State (Nov. 16)

FGM

Season 5 Jackson State (Nov. 16)

FGA

Season 8 Jackson State (Nov. 16)

Rebounds

Season 6 Arizona State (Feb. 19)

O-Rebs

Season 5 at Colorado State (Dec. 3)

D-Rebs

Season 5 Arizona State (Feb. 19)

3-Pt. FGs

Season 1 five times

3-Pt. FGA

Season 3 at Utah (March 1)

FT

Season 5 Elon (Nov. 13)

FTA

Season 8 Elon (Nov. 13)

Assists

Season 2 Oregon State (Jan. 2)
Jackson State (Nov. 16)
UT Martin (Nov. 10)

Steals

Season 2 at UCLA (Feb. 13)

Blocks

Season 1 three times

Minutes

Season 27 at UCLA (Feb. 13)

MISC.

2013-14

Double-Figure Scoring	1
10+ Points	1
5+ Points	8
Led CU in Scoring	-
Led CU in Rebounds	-
Led CU in Blocks	1
4+ Rebounds	9
2+ Assists	4
2+ Steals	1



JARON HOPKINS #23

Freshman • Guard

6'5" • 190

Mesa, Ariz.

(Dobson HS) [Chandler, Ariz.]

Freshman Year Preview (2013-2014): A multi-purpose guard who can play the point, the two spot and the wing • Passes, dribbles and shoots at a high level • Coach Boyle says: "There's not a lot of things he can't do on the basketball court. He's an elite level athlete with a good frame who can run and jump. He's certainly one of the top players in the state if not the top player in the state, in our opinion."

Dobson HS: Senior year averaged 22.2 points, 4.5 rebounds, 2.4 assists and 2.1 steals per game • Dobson went 19-12; lost to Mesa in the second round of the Division I state playoffs • Second-team all-state (Division I) honoree • 2013 Rivals.com: Three-star: 30th ranked shooting guard; Ranked No. 143 nationally by Rivals.com • Averaged 21.8 points, 7.0 rebounds, 6.0 assists, 5.3 steals and 0.8 blocks during his junior season at Basha High School (Chandler, Ariz.) • Hopkins can shoot, going 60 percent from the field as a junior, including 37 percent from beyond the arc and 57 percent from the free throw line • Scored 20 or more points 16 times and led his state's Section II in points, steals and assists in a 22-7 season that saw the Bears advance to the second round of the AIA Division I playoffs and a No. 10 state ranking • His 5.3 steals per game in 2011-12, led the state of Arizona and ranked #23 nationally • Other western schools pursuing him included Washington State, Oregon State, Arizona State, New Mexico, Boise State, Colorado State, USC and UTEP • Played AAU ball last spring and summer for the Compton Magic.

Academics: Open option major in College's Arts and Sciences.

Personal: Born November 14, 1994 • Son of Brian and Veronika Hopkins • One of three children • Wore jersey number 1 in high school • Set the school record for points in a game with 43 on Jan. 27, 2012 • Involved in summer camp teaching/mentoring kids • "I feel like I fit in with the team and I love the campus. I just like the school in general."

2013-2014 Game-by-Game (freshman)

Game	GS	Min	FGs	3FGs	FTs	O-D-R	Pf	A	To	BL	ST	Pts
vs. Baylor	-	12	1-3	0-0	0-0	1-0-1	0	0	1	0	1	2
UT MARTIN	-	18	4-7	0-2	1-2	1-3-4	2	3	2	0	2	9
WYOMING	-	10	0-1	0-0	0-1	0-1-1	3	1	1	0	0	0
JACKSON ST.	*	19	4-6	1-2	3-6	0-3-3	1	2	0	0	0	12
ARKANSAS ST.	*	19	2-6	1-4	5-6	2-4-6	0	2	1	0	0	10
UCSB	-	19	2-7	0-1	0-1	1-1-2	2	1	2	0	0	4
HARVARD	-	11	0-1	0-0	0-0	1-1-2	1	0	1	1	1	0
at Air Force	-	16	3-6	3-5	0-0	0-0-0	2	2	0	0	0	9
at Colorado St.	-	16	4-5	2-2	0-0	0-4-4	4	0	1	0	2	10
KANSAS	*	27	1-4	1-3	0-0	0-4-4	4	3	2	0	1	3
ELON	*	18	0-2	0-1	0-4	0-2-2	3	0	1	0	0	0
vs. Okla. State	-	14	1-3	0-1	0-1	2-1-3	2	0	0	0	0	2
GEORGIA	-	18	2-7	1-3	0-0	2-1-3	3	0	0	0	1	5
OREGON ST.	-	21	5-8	2-4	1-2	1-0-1	2	0	2	0	0	13
OREGON	-	17	2-3	1-2	0-0	0-1-1	3	1	0	0	1	5
at Wash. State	-	15	0-1	0-1	0-2	0-2-2	3	0	0	0	0	0
at Washington	-	20	3-8	0-2	1-2	1-0-1	1	1	1	1	1	7
UCLA	*	25	1-6	0-3	0-0	0-2-2	3	2	5	0	2	2
USC	*	20	3-7	0-3	4-4	0-3-3	1	0	0	0	2	10
at Arizona	*	24	1-6	0-2	2-3	0-1-1	5	0	5	0	2	4
at Arizona St.	*	22	1-5	0-2	0-0	1-1-2	1	1	1	0	0	2
UTAH	*	5	0-1	0-1	0-0	1-0-1	2	0	3	0	0	0
WASH ST.	-	20	1-5	0-3	0-0	0-3-3	1	2	2	0	2	5
WASHINGTON	-	29	2-5	0-0	1-3	1-9-10	4	1	1	0	0	5
at UCLA	-	21	4-7	0-1	0-0	0-0-0	2	0	0	0	0	8
at USC	-	23	3-8	2-5	2-3	0-1-1	2	4	1	0	3	10
ARIZONA ST	-	19	1-4	1-2	0-0	2-3-5	2	1	1	0	1	3
ARIZONA	-	21	1-5	1-2	1-2	0-0-0	1	0	0	0	0	4
at Utah	-	19	3-6	3-4	0-0	1-1-2	2	0	1	0	1	9
at Stanford	-	14	1-3	1-2	0-0	0-1-1	2	0	0	0	0	3
at California	-	19	2-5	1-4	0-2	1-2-3	2	2	2	1	1	5
vs. USC	-	14	1-2	0-1	1-2	0-3-3	4	3	1	0	1	3
vs. California	-	14	0-1	0-1	0-0	0-5-5	3	1	0	0	1	0
vs. Arizona	-	19	1-2	0-0	2-2	2-1-3	2	1	0	0	0	2

SEASON HIGHS

Points		
Season	13	Oregon State (Jan. 2)
FGM		
Season	5	Oregon State (Jan. 2)
FGA		
Season	8	at USC (Feb. 16) at Washington (Jan. 12) Oregon State (Jan. 2)
Rebounds		
Season	10	Washington (Feb. 9)
O-Rebs		
Season	2	five times
D-Rebs		
Season	9	Washington (Feb. 9)
3-Pt. FGs		
Season	3	at Utah (March 1) at Air Force (Nov. 30)
3-Pt. FGA		
Season	5	at Air Force (Nov. 30)
FT		
Season	5	Arkansas State (Nov. 18)
FTA		
Season	6	Arkansas State (Nov. 18) Jackson State (Nov. 16)
Assists		
Season	4	at USC (Feb. 16)
Steals		
Season	3	at USC (Feb. 16)
Blocks		
Season	1	three times
Minutes		
Season	29	Washington (Feb. 9)

MISC.	2013-14
Double-Figure Scoring	6
15+ Points	-
10+ Points	6
10+ Rebounds	1
Led CU in Scoring	1
Led CU in Rebounds	1
Led CU in Assists	4
Led CU in Steals	9
4+ Rebounds	7
2+ Assists	8
2+ Steals	7



GEORGE KING #24

Freshman • Guard/Forward
 6'5 1/2" • 208
 San Antonio, Texas
 (Brennan HS)

Freshman Year Preview (2013-2014): Versatile athlete • Signed as the fourth freshmen to the team in May 2013 • Coach Boyle says, "He can rebound, block shots, shoot and defend." Boyle also said CU was "kind of late to the party" in recruiting King, who conceded he was a "late bloomer" and didn't start attracting major attention until late in his senior season and went through the April signing period unsigned • Impressed coach Boyle while playing for a New Mexico-based team during the Mile High Classic basketball tournament in Denver.

Brennan HS: During his senior year, averaged 17.1 points, 11.3 rebounds and 1.6 blocks per game in leading the Brennan Bears to a 39-3 record and an appearance in the 4A state semi-finals • Shot 60 percent from the field • Named both TABC All-State and District 28-4A MVP • As a senior he recorded 25 double-doubles and had two 20-20 games with 23 points and 20 rebounds against Warren (Nov. 12) and 20 points and 20 rebounds against Lanier (Jan. 29) including 12 rebounds in one quarter • As a junior, was an all-area selection • Helped the Bears to 75-9 record (.893) over his two years, including a 39-3 mark during his senior year.

Academics: College major is psychology.

Personal: Born January 15, 1994 • Son of George and Tresse King • Is one of two children • Selected CU because "I visited here like any other athlete would do and fell in love with Boulder. For me it wasn't a surprise at all. I knew where I wanted to go; that's why I signed with the Colorado Buffaloes."

2013-2014 Game-by-Game (freshman)

Game	GS	Min	FGs	3FGs	FTs	O-D-R	Pf	A	To	BL	ST	Pts	
vs. Baylor	-	2	0-1	0-1	1-2	1-0-1	0	0	0	0	0	1	
UT MARTIN	-	5	0-2	0-1	0-0	0-3-3	0	1	0	0	0	0	
WYOMING	-	2	0-0	0-0	0-1	0-0-0	0	0	0	0	0	0	
JACKSON ST.	-	11	1-1	0-0	0-1	0-7-7	2	0	2	0	1	2	
ARKANSAS ST.	-	15	3-4	2-2	3-3	1-3-4	1	1	0	1	0	11	
UCSB	-	7	1-1	0-0	0-0	0-1-1	0	0	2	0	0	2	
HARVARD	-	1	0-0	0-0	0-0	0-0-0	0	0	0	0	0	0	
at Air Force	-	7	2-3	1-2	0-0	0-4-4	2	0	0	0	0	5	
at Colorado St.	-	6	0-2	0-2	0-0	0-2-2	0	1	0	0	0	0	
KANSAS	-	2	0-2	0-0	0-0	1-1-2	1	0	0	0	0	0	
ELON	-	18	2-6	0-3	6-10	1-4-5	1	0	1	0	0	10	
vs. Okla. State	-	1	0-0	0-0	0-0	0-0-0	0	0	0	0	0	0	
GEORGIA	-	1	0-0	0-0	0-0	0-0-0	0	0	0	0	0	0	
OREGON ST.	-	did not play											
OREGON	-	0+	0-0	0-0	0-0	0-0-0	0	0	0	0	0	0	
at Wash. State	-	1	0-0	0-0	0-0	0-0-0	0	0	0	0	0	0	
at Washington	-	3	0-0	0-0	0-0	0-0-0	0	0	0	0	0	0	
UCLA	-	did not play											
USC	-	16	1-6	1-3	2-2	1-1-2	4	3	0	0	2	5	
at Arizona	-	6	0-0	0-0	0-0	0-1-1	0	0	0	0	0	0	
at Arizona St.	-	2	1-1	0-0	0-0	0-0-0	1	0	0	0	0	0	
UTAH	-	4	0-0	0-0	0-0	0-1-1	0	1	0	0	0	0	
WASH. STATE	-	16	1-5	0-3	0-0	0-3-3	1	0	0	0	0	2	
WASHINGTON	-	6	0-1	0-0	2-2	0-1-1	0	0	0	0	0	2	
at UCLA	-	4	0-2	0-2	0-0	0-1-1	0	0	0	0	0	0	
at USC	-	3	0-0	0-0	1-2	0-0-0	1	0	3	0	0	1	
ARIZONA ST	-	4	0-0	0-0	0-0	0-2-2	0	0	1	0	0	0	
ARIZONA	-	3	0-0	0-0	0-0	0-0-0	0	0	1	0	0	0	
at Utah	-	did not play											
at Stanford	-	did not play											
at California	-	did not play											
vs. USC	-	did not play											
vs. California	-	did not play											
vs. Arizona	-	did not play											

SEASON HIGHS

Points	Season	11	Arkansas State (Nov. 18)
FGM	Season	3	Arkansas State (Nov. 18)
FGA	Season	6	twice
Rebounds	Season	7	Jackson State (Nov. 16)
O-Rebs	Season	1	four times
D-Rebs	Season	7	Jackson State (Nov. 16)
3-Pt. FGs	Season	2	Arkansas State (Nov. 18)
3-Pt. FGA	Season	3	Washington State (Feb. 5) Elon (Nov. 13)
FT	Season	6	Elon (Nov. 13)
FTA	Season	10	Elon (Nov. 13)
Assists	Season	3	USC (Jan. 18)
Steals	Season	2	USC (Jan. 18)
Blocks	Season	-	
Minutes	Season	18	Elon (Nov. 13)

MISC. 2013-14

Double-Figure Scoring	2
10+ Points	2
5+ Points	3
Double-Doubles	-
Led CU in Scoring	-
Led CU in Rebounds	1
Led CU in Assists	-
Led CU in Steals	1
4+ Rebounds	4
2+ Assists	1
2+ Steals	1



SPENCER DINWIDDIE #25

Junior • Point-Guard
6'6" • 200
Two-Year Letterwinner
Woodland Hills, Calif.
(Taft HS)

Career: Left knee injury (ACL) at Washington (Jan. 12), out for the remainder of the season • Career scoring average: 13.0 points per game • Also averaging 3.4 rebounds, 2.6 assists, 1.1 steals per game • Ranks third in free throw percentage (.830) and fourth in three-point percentage (.386) • No. 11 in starts (86) • No. 17 in minutes (2,590) • No. 20 in assists (227) • No. 20 in steals (97) • No. 23 in scoring (1,115 pts.) • Made 33-straight free throws (Feb. 7-21, 2013; 5 games) - third longest in school history.

Summer of 2013: One of 12 collegiate student-athletes named to the 2013 USA Basketball Men's World University Games Team in Kazan, Russia • Americans finished third in Group C missing out on the medal round and finished in ninth place overall • USA won six games tying for third overall with the most victories in the 24-country field • Dinwiddie was the lone Pac-12 Conference player on the roster • One of three players on Team USA to start all eight games • Averaged 7.9 points and 2.6 rebounds per game • Led Team USA with 44 assists (5.5 apg.) and with 12 steals (1.5 spg.) • Made 50 percent of shots (25-of-50) • Had five games with at least six assists (three games with eight dimes; seven and six assists in the others).

2012-2013 (sophomore): A key contributor helping the Buffaloes to their second consecutive NCAA Tournament appearance, a school-first in back-to-back years since 1961-62 & 1962-63 (50 years) • Started every game (33) • First in scoring (15.3 ppg.); assists (99, 3.0) and free throw percentage (82.5%) • Led CU in scoring: 15 times; assists: 20 times (2 shared); steals: eight times (2 shared); blocks: 6 times (6 shared) • 505 points scored (ninth among all CU sophomores), 198 of them came from free throw line • Teamed with Askia Booker (410 pts.) to break CU sophomore tandem record (915 points) • Also formed best one-two backcourt scoring punches with Booker among BCS schools (27.7 ppg.), fourth overall in Division I • Tallied 18+ points: 13 times • 10+ points: 26 times.

NATIONAL: No. 90 nationally in FT% (82.5) and No. 179 nationally with 15.3 ppg. • One of five guards in the country who can get to the free throw line without taking many shots from the field (min. 150 FGA): 313 FGA 240 FTA = 1.30 • Of the major conferences, one of six sophomores who led their team in points (505), assists (99) and 3-point field goals (47) • Set a school record performing the perfect game scoring the most points ever by a Buffalo without missing a shot (6-of-6 FG, 4-of-4 3 pt., 8-of-8 FT) at Oregon State (Feb. 9) • Also was one of two CU players of major conference players to not miss a shot from the field and scoring at least 22 points.

2012-2013 Pac-12 Conference (all games): No. 4 in free throw percentage (.825); t-No. 8 in scoring (15.3); No. 10 in assist-turnover ratio (1.4); No. 11 in steals (1.3); No. 12 in assists (3.0) • One of two players to make 16 free throws in a game (vs. Texas Southern, Nov. 27) • Only player to have at least 18 FT attempts in a game (vs. Texas Southern, Nov. 27) • One of two players to be listed three times (min. 8) being perfect at free throw line (14-of-14 vs. Arizona State, Feb. 16; 9-of-9 vs. Arizona, Feb. 14; 8-of-8 at Oregon State, Feb. 10).

2012-2013 Pac-12 Conference (conference-only): No. 4 in free throw percentage (.858); No. 6 in scoring (16.0); t-No. 7 in assist-turnover ratio (1.7); No. 8 in steals (1.5); No. 10 in assists (3.2) • only men's player to make 14 free throws in conference game • Only player to be listed three times (min. 8) being perfect at free throw line.

Awards: 2012-13 All-Pac-12 Conference first team selection • U.S. Basketball Writers Association (USBWA) All-District VIII first team • NABC Coaches' District 20 Second Team • Chauncey Billups MVP Award (voted by players) • Jay Humphries Assist Award (team leader in assists) • Named to Bob Cousy Watch List (Dec. 2012) • College Sports Madness Pac-12 Conference second team • College Sports Madness Pac-12 Men's Basketball Player of the Week (Feb. 18) • 2011-12 Pac-12 Conference All-Freshman Team • Nominee in ESPN.com Page 2's "Coolest Name in the NCAA tournament" bracket (Round of 16).

SEASON/CAREER HIGHS

Points			
Season	28	at Colorado State (Dec. 3)	
Career	29	Colorado State (Dec. 5, 2012)	
FGM			
Season	8	at Colorado State (Dec. 3)	
Career	9	UCLA (Jan. 12, 2013)	
FGA			
Season	14	vs. Oklahoma State (Dec. 21) at Colorado State (Dec. 3)	
Career	20	at Arizona State (Jan. 6, 2013)	
Rebounds			
Season	7	Wyoming (Nov. 13)	
Career	9	at USC (Jan. 26, 2012)	
O-Rebs			
Season	3	Wyoming (Nov. 13)	
Career	3	Wyoming (Nov. 13) at California (Mar. 2, 2013) at Colorado St. (Nov. 30, 2011) Ft. Lewis Coll. (Nov. 11, 2011)	
D-Rebs			
Season	5	three times	
Career	9	at USC (Jan. 26, 2012)	
3-Pt FGs			
Season	4	Harvard (Nov. 24)	
Career	5	Colorado State (Dec. 5, 2012) Texas Southern (Dec. 22, 2011)	
3-Pt FGA			
Season	7	Harvard (Nov. 24)	
Career	9	at Wyoming (Dec. 1, 2012)	
FTM			
Season	14	UC Santa Barbara (Nov. 21)	
Career	16	Texas Southern (Nov. 27, 2012)	
FTA			
Season	15	UC Santa Barbara (Nov. 21)	
Career	18	Texas Southern (Nov. 27, 2012)	
Assists			
Season	7	Oregon (Jan. 5), Elon (Dec 13), Kansas (Dec. 7)	
Career	7	Oregon (Jan. 5), Elon (Dec. 13), Kansas (Dec. 7), Ariz. (Feb. 14, 2013)	
Steals			
Season	6	Jackson State (Nov. 16)	
Career	6	Jackson State (Nov. 16)	
Blocks			
Season	1	four times	
Career	2	5 times, most recent: Texas Southern (Nov. 27, 2012)	
Minutes			
Season	37	Oregon (Jan. 5)	
Career	43	Texas Southern (Nov. 27, 2012)	

CAREER STATISTICS

Year	GP-GS	Min	FG-FGA	Pct	3PT-A	Pct	FT-FTA	Pct	O	D	Reb	Avg	Ast	To	PF-FO	Stl	Blk	Pts	Avg
2013-14	17-17	529	61-131	.466	26- 63	.413	102-119	.857	8	44	52	3.1	64	30	32-0	26	4	250	14.7
2012-13	33-33	1073	130-313	.415	47-139	.338	198-240	.825	9	96	105	3.2	99	73	65-0	44	16	505	15.3
2011-12	36-36	988	99-246	.402	42- 96	.438	120-147	.816	25	106	131	3.6	64	50	84-5	27	9	360	10.0
Totals	86-86	2590	290-690	.420	115-298	.386	420-506	.830	42	246	288	3.4	227	153	181-5	97	29	1115	13.0

2011-2012 (freshman): Member of the Pac-12 Conference Tournament Championship team and the automatic berth to the NCAA Tournament winning four games in four days at the Staples Center in Los Angeles • At the conference tourney, averaged 9.5 points, 2.8 rebounds, and made 92.9 percent from the free throw line (13-of-14); also had a team-high five treys • One of two players to start every game (36) • Averaged 27.4 minutes, 10.0 points, 3.6 rebounds, 1.8 assists per game • Second on the team with 42 three-pointers • Teamed with Askia Booker (317) to form the best 1-2 freshmen scoring pair in school history combining for 677 points; only pair ever to score over 250 or more points.

Academics: College major is communication.

Personal: Born April 6, 1993 • Son of Malcolm and Stephanie Dinwidie • Younger brother, Taylor, is a high school junior • Graduated Taft HS with honors.

2012-13 Game-by-Game (junior)

Game	GS	Min	FGs	3FGs	FTs	O-D-R	Pf	A	To	BL	ST	Pts
vs. Baylor	*	36	2-12	1-5	5-7	1-4-5	2	4	1	1	0	10
UT MARTIN	*	27	2-3	0-0	9-10	1-5-6	3	1	2	0	1	13
WYOMING	*	30	2-9	1-4	10-13	3-4-7	3	1	3	0	1	15
JACKSON ST.	*	31	2-4	1-1	6-6	1-1-2	0	6	2	0	6	11
ARKANSAS ST.	*	25	4-5	2-2	3-4	0-2-2	2	5	0	1	2	13
UCSB	*	35	4-9	2-6	14-15	0-5-5	1	2	0	1	1	24
HARVARD	*	35	5-9	4-7	3-4	0-4-4	1	2	2	0	0	17
at Air Force	*	24	3-5	1-3	0-0	0-0-0	1	5	3	0	2	7
at Colorado St.	*	36	8-14	1-4	11-11	0-2-2	0	4	0	0	2	28
KANSAS	*	31	3-8	1-5	8-10	0-1-1	4	7	1	1	0	15
ELON	*	34	5-7	2-3	5-6	1-5-6	0	7	4	0	2	17
vs. Okla. State	*	31	6-14	2-5	4-4	0-2-2	4	3	2	0	2	18
GEORGIA	*	30	4-5	2-3	7-7	0-1-1	2	2	3	0	1	17
OREGON ST.	*	34	2-9	2-7	3-4	0-3-3	4	5	1	0	3	9
OREGON	*	37	5-9	3-4	10-11	1-3-4	4	7	5	0	1	23
at Wash. State	*	38	2-5	1-3	1-4	0-2-2	1	2	0	0	2	6
at Washington	*	15	2-4	0-1	3-3	0-0-0	0	1	1	0	0	7

INJURED: Out for the Season (ACL, left knee)

MISC. '13-14 SEASON CAREER

Double-Figure Scoring	13	60
20+ Points	3	11
15+ Points	9	37
Double-Doubles	-	-
Led CU in Scoring	6	30
Led CU in Rebounds	-	1
Led CU in Assists	11	38
Led CU in Steals	8	25
Led CU in Blocks	3	13
5+ Rebounds	5	27
4+ Assists	9	25
2+ Steals	7	25
2+ Blocks	-	5

2012-13 Game-by-Game (sophomore)

Game	GS	Min	FGs	3FGs	FTs	O-D-R	Pf	A	To	BL	ST	Pts
WOFFORD	*	29	3-6	1-3	6-9	0-5-5	1	4	0	2	0	13
vs. Dayton	*	29	3-8	1-1	5-8	0-5-5	3	1	1	2	2	12
vs. Baylor	*	31	4-7	2-3	1-5	1-5-6	1	0	3	1	0	11
vs. Murray State	*	35	1-5	1-3	11-12	0-4-4	3	3	4	0	2	14
AIR FORCE	*	31	4-4	3-3	4-6	1-6-7	2	2	5	0	0	15
TX SOUTHERN	*	43	3-12	2-6	16-18	0-3-3	1	3	1	2	1	24
at Wyoming	*	37	8-14	4-9	4-6	1-5-6	0	4	1	0	1	24
COLORADO ST.	*	36	8-10	5-7	8-10	0-2-2	1	3	2	1	1	29
at Kansas	*	21	1-4	0-2	2-2	0-0-0	3	2	2	1	0	4
at Fresno State	*	34	0-4	0-1	1-2	0-0-0	0	0	5	0	1	1
N. ARIZONA	*	16	6-9	1-2	2-2	1-5-6	1	5	3	0	4	15
HARTFORD	*	27	2-5	0-3	7-7	0-6-6	1	6	3	0	1	21
at Arizona	*	29	3-8	0-3	5-8	0-5-5	4	2	4	0	1	11
at Arizona State	*	38	8-20	1-8	2-2	0-2-2	1	4	2	0	3	19
USC	*	30	1-7	1-3	2-4	0-3-3	1	2	1	0	5	5
UCLA	*	36	9-16	2-6	3-4	0-2-2	4	2	1	0	0	23
at Washington	*	33	5-11	0-3	5-5	0-2-2	3	1	0	0	0	15
at Washington St.	*	34	5-8	1-2	5-5	1-2-3	1	2	2	1	1	16
STANFORD	*	33	3-7	0-1	6-8	0-3-3	2	4	3	1	1	12
CALIFORNIA	*	29	3-8	1-3	9-10	0-1-1	3	4	1	0	1	16
at Utah	*	36	5-10	2-4	6-9	0-1-1	1	3	3	0	1	18
at Oregon	*	34	3-9	0-2	2-3	0-0-0	1	4	4	1	0	8
at Oregon State	*	29	6-6	4-4	8-8	0-3-3	4	4	2	1	0	24
ARIZONA	*	36	5-9	2-5	9-9	0-0-0	2	7	2	0	0	21
ARIZONA ST.	*	39	4-13	2-7	14-14	0-1-1	4	3	2	0	2	24
UTAH	*	35	3-9	1-6	6-8	0-4-4	1	3	3	1	3	13
at Stanford	*	37	6-17	1-5	6-7	1-3-4	1	1	1	1	3	19
at California	*	36	2-15	1-5	4-4	3-3-6	4	4	1	0	0	9
OREGON	*	32	3-9	2-5	9-10	0-7-7	3	6	1	0	1	17
OREGON ST.	*	32	4-12	2-8	8-9	0-5-5	1	2	2	1	5	18
vs. Oregon St.	*	37	4-11	3-7	9-11	0-1-1	1	2	2	0	2	20
vs. Arizona	*	34	4-12	1-4	9-10	0-0-0	2	2	2	0	2	18
vs. Illinois	*	25	1-8	0-5	4-5	0-2-2	4	4	4	0	0	6

2011-12 Game-by-Game (freshman)

Game	GS	Min	FGs	3FGs	FTs	O-D-R	Pf	A	To	BL	ST	Pts
FORT LEWIS	*	22	2-9	0-1	3-4	3-4-7	5	3	2	0	0	7
vs. Wichita State	*	27	2-7	1-2	2-2	0-0-0	1	1	2	0	1	7
vs. Maryland	*	12	1-5	1-2	0-0	0-0-0	5	1	0	0	0	3
vs. W. Michigan	*	23	1-5	1-2	2-2	1-3-4	0	2	0	2	0	5
at Air Force	*	18	1-4	0-1	0-0	1-4-5	4	0	2	0	0	2
GEORGIA	*	27	4-8	1-4	7-8	0-7-7	1	1	0	0	1	16
at Colorado State	*	30	6-10	2-3	2-6	3-5-8	2	1	1	1	0	16
FRESNO STATE	*	28	4-6	2-3	5-6	1-1-2	2	1	2	0	0	15
WYOMING	*	33	5-9	2-3	4-4	1-3-4	3	0	0	0	0	16
CSU BAKERSFIELD	*	25	2-6	0-2	9-10	1-3-4	1	1	1	0	0	13
TEXAS SOUTHERN	*	32	5-7	5-6	3-4	1-2-3	2	1	3	0	0	18
NEW ORLEANS	*	23	3-5	0-1	6-6	0-5-5	2	6	1	0	1	12
UTAH	*	26	6-12	4-7	3-3	0-3-3	1	2	0	1	2	19
WASHINGTON	*	30	2-8	1-2	8-9	0-2-2	3	5	1	0	1	13
WASHINGTON ST	*	26	1-6	1-4	2-4	0-2-2	4	3	3	0	0	5
at California	*	17	1-5	0-3	0-2	0-1-1	5	1	2	0	0	2
at Stanford	*	32	3-10	2-3	3-3	2-4-6	4	2	5	0	0	11
ARIZONA STATE	*	25	3-9	1-4	5-6	1-5-6	0	0	0	0	1	12
ARIZONA	*	32	4-8	1-3	4-5	0-4-4	1	1	0	1	2	13
at USC	*	28	3-7	0-1	2-2	0-9-9	0	1	2	1	1	8
at UCLA	*	29	4-10	0-3	1-2	1-3-4	0	3	0	0	1	9
OREGON STATE	*	23	3-5	1-1	3-4	0-0-0	2	4	1	0	1	10
OREGON	*	29	5-9	3-4	3-3	0-2-2	4	1	2	0	2	16
at Arizona	*	33	4-10	1-3	1-2	0-2-2	0	3	2	0	3	10
at Arizona State	*	34	4-6	3-5	4-4	0-5-5	1	1	2	2	0	15
at Utah	*	32	2-4	0-0	5-6	1-5-6	2	2	0	0	1	9
STANFORD	*	13	0-4	0-1	1-2	2-0-2	5	2	1	0	0	1
CALIFORNIA	*	30	4-9	3-5	4-4	1-2-3	1	2	3	0	0	15
at Oregon	*	34	2-7	0-4	8-9	0-2-2	2	2	1	0	2	12
at Oregon State	*	27	0-4	0-0	0-0	0-3-3	5	3	3	0	0	



BEN MILLS #32

Senior • Center

7'0" • 230

Three-Year Letterwinner

Hartland, Wis.

(Arrowhead HS)

2012-2013 (junior): Seven games played • Averaged 1.0 points, 1.7 rebounds per game • Scored a season-best four points on 2-for-2 FG shooting in home win against Stanford (Jan. 24) • Career-high five boards in home win against Northern Arizona (Dec. 21) • Shot 60 FG percent (3-for-5) • Helped the Buffaloes to their second consecutive NCAA Tournament appearance, a school-first in back-to-back years since 1961-62 & 1962-63 (50 years).

2011-2012 (sophomore): Played in seven games averaging three minutes, one point and 1.1 rebounds a game • Season-best six minutes in home win against New Orleans (Dec. 28) • Scored two points in three games (at Oregon State, Mar. 3; New Orleans, Dec. 28; For Lewis College, Nov. 11) • Grabbed two rebounds in three games as well (at Oregon State; UNO; Utah, Dec. 31) • Shot 60 percent from the field (3-of-5).

2010-2011 (freshman): 19 games averaging 4.8 minutes, 1.4 points and 1.2 rebounds • Scored a season-best six points in home win against The Citadel (Dec. 17) • Added another five points with a season-high four rebounds three days later in a win against Longwood (Dec. 19) • Also had four rebounds and two steals in CU's NIT home victory against Cal (Mar. 18).

Arrowhead HS: Averaged 17.1 points, 11.2 rebounds, and 1.4 blocks per game • Helped lead Arrowhead to a 25-3 record and the WIAA Division 1 state championship during his senior year • First-team all-state honors (Associated Press and Wisconsin Basketball Coaches Association).

Academics: College major is English with an emphasis in creative writing • Enjoys writing fiction short stories • 2013 winner of the CU Most Improved Student Award.

Personal: Born March 30, 1992 • Son of Patrick and Susan Mills • Father played basketball at St. Mary's • Three older sisters, Katie; and twin sisters, Amanda (East Carolina) and Meghan (Mercer) played college basketball • Great uncle, Ed Mills was the starting center on the 1947 Wisconsin Big Ten championship team; Uncle (Mike Mills) played at Marquette.

2013-2014 Game-by-Game (senior)

Game	GS	Min	FGs	3FGs	FTs	O-D-R	Pf	A	To	BL	ST	Pts
vs. Baylor	-	3	0-0	0-0	0-0	1-0-1	0	1	0	0	0	0
UT MARTIN	-	3	0-0	0-0	0-0	1-0-1	0	0	0	0	0	0
JACKSON ST.	-	11	1-1	0-0	3-4	0-3-3	0	0	0	0	0	5
ARKANSAS ST.	-	7	2-5	0-0	0-0	0-0-0	1	0	0	0	0	4
at Air Force	-	5	0-1	0-0	2-2	1-1-2	0	0	0	0	0	2
KANSAS	-	10	2-3	0-0	0-0	2-1-3	1	0	0	0	0	4
ELON	-	5	1-1	0-0	1-2	0-0-0	2	0	1	0	0	3
vs. Okla. State	-	1	0-0	0-0	0-0	0-0-0	0	0	0	0	0	0
GEORGIA	-	3	0-0	0-0	0-0	0-0-0	0	0	1	0	0	0
OREGON	-	0+	0-0	0-0	0-0	0-0-0	0	0	0	0	0	0
at Washington	-	3	0-0	0-0	0-0	0-0-0	0	0	1	0	0	0
UCLA	-	1	0-0	0-0	0-0	0-0-0	0	0	0	0	0	0
USC	-	11	2-3	0-0	0-0	1-4-5	1	0	1	1	0	4
at Arizona St.	-	5	1-1	0-0	0-0	0-0-0	0	0	1	0	0	2
UTAH	-	3	0-0	0-0	0-0	1-0-1	0	1	0	0	0	0
WASHINGTON	-	10	0-0	0-0	0-0	0-1-1	1	2	0	0	0	0
at UCLA	-	3	0-0	0-0	0-0	0-1-1	0	0	0	0	0	0
at USC	-	3	0-1	0-0	0-0	0-0-0	0	0	0	0	0	0
ARIZONA ST	-	0+	0-0	0-0	0-0	0-0-0	0	0	0	0	0	0
ARIZONA	*	7	1-2	1-1	2-2	0-0-0	2	0	0	0	1	5
at Utah	-	3	0-1	0-0	0-0	0-0-0	1	0	0	0	0	0
at Stanford	-	5	1-3	0-0	0-0	1-1-2	1	0	0	0	0	2

2012-13 Game-by-Game (junior)

Game	GS	Min	FGs	3FGs	FTs	O-D-R	Pf	A	To	BL	ST	Pts
at Kansas	-	2	0-0	0-0	0-0	0-0-0	0	0	0	0	0	0
NO. ARIZONA	-	8	1-1	0-0	0-0	0-5-5	0	1	2	0	1	2
HARTFORD	-	5	0-2	0-0	0-0	1-2-3	0	0	0	0	0	0
STANFORD	-	1	2-2	0-0	0-0	0-1-1	0	0	0	0	0	4
CAL	-	0+	0-0	0-0	0-0	0-0-0	0	0	0	0	0	0
OREGON	-	2	0-0	0-0	0-0	0-1-1	0	0	0	0	0	0
vs. Arizona	-	5	0-0	0-0	1-2	0-2-2	0	0	0	0	0	1

CAREER STATISTICS

Year	GP-GS	Min	FG-FGA	Pct	3PT-A	Pct	FT-FTA	Pct	O	D	Reb	Avg	Ast	To	PF-FO	Stl	Blk	Pts	Avg
2013-14	24-1	97	11-22	.500	1-1	1.000	8-10	.800	8	12	20	0.1	4	5	10-0	1	1	31	1.3
2012-13	7-0	23	3-5	.600	0-0	.000	1-2	.000	1	11	12	1.7	1	2	0-0	1	0	7	1.0
2011-12	7-0	21	3-5	.600	0-0	.000	1-3	.333	2	6	8	1.1	0	3	2-0	0	0	7	1.0
2010-11	20-0	95	12-29	.414	0-0	.000	2-6	.333	11	12	23	1.2	0	7	5-0	2	2	26	1.4
TOTAL	58-1	236	29-61	.475	1-1	1.000	12-21	.571	22	41	63	1.0	5	17	17-0	4	3	71	1.2

SEASON/CAREER HIGHS

Points		
Season	5	Jackson State (Nov. 16)
Career	6	The Citadel (Dec. 17, 2010)
FGM		
Season	2	three times
Career	3	The Citadel (Dec. 17, 2010)
FGA		
Season	5	Arkansas State (Nov. 18)
Career	5	Arkansas State (Nov. 18) Longwood (Dec. 19, 2010)
Rebounds		
Season	5	USC (Jan. 18)
Career	5	USC (Jan. 18) Northern Ariz. (Dec. 21, 2012)
O-Rebs		
Season	2	Kansas (Dec. 7)
Career	2	five times, recent: Kansas (Dec. 7)
D-Rebs		
Season	4	USC (Jan. 18)
Career	5	Northern Ariz. (Dec. 21, 2012)
FT		
Season	3	Jackson State (Nov. 16)
Career	3	Jackson State (Nov. 16)
FTA		
Season	4	Jackson State (Nov. 16)
Career	4	Jackson State (Nov. 16)
Assists		
Season	2	Washington (Feb. 9)
Career	2	Washington (Feb. 9)
Steals		
Season	1	Jackson State (Nov. 16)
Career	2	California (Mar. 18, 2011)
Blocks		
Season	1	USC (Jan. 18)
Career	2	Kansas State (Feb. 12, 2011)
Minutes		
Season	11	USC (Jan. 18)
	11	Jackson State (Nov. 16)
Career	11	USC (Jan. 18)
	11	Jackson State (Nov. 16)



JOSH SCOTT #40

Sophomore • Forward

6'10" • 245

One-Year Letterwinner

Monument, Colo. (Lewis-Palmer HS)

2012-2013 (freshman): Averaged 10.2 points, 5.7 rebounds, 28.2 minutes per game • Second in field goal percentage (48.6), free throw percentage (74.7) and rebounding (178, 5.7 rpg.) • Fourth in scoring (317, 10.2 ppg.) • Started 30 of 31 games • Netted 10+ points in 16 of 31 games • Five games 10+ rebounds with a season-best 14 vs. Illinois; also had season-high three blocks against the Illini • Led team in scoring five times and rebounding five times (one shared) • Two double-doubles: season-high 21 points with 10 rebounds in home win against Hartford (Dec. 29); 18 points, 12 rebounds in double-overtime home victory versus Texas Southern (Nov. 27) • Teamed with Xavier Johnson (295 pts.) to form the second most freshman points scored in school history (612 pts.).

Awards: 2012-2013 Pac-12 Conference All-Freshman team • One of three finalists for the Male Freshman Athlete of the Year Award at the 13th Annual CUSPY Awards (CU Sports Performers of the Year).

Lewis-Palmer HS: Scored a state-leading 799 points as a senior during the 2011-12 season • Finished prep career scoring the third most points in the state • Averaged 28.5 points (a state best), 11 rebounds, 2.5 blocks, 1.2 steals, 1.2 assists per game • Led Lewis-Palmer to a 27-1 record and the 4A state championship (at the Coors Events Center), a school-first since 1994 • Won 27-straight games after losing season opener • Colorado's Gatorade Player of the Year • Mr. Colorado basketball (all classifications) • All-Colorado 2011-12.

Academics: College major is psychology.

Personal: Born July 13, 1993 • Son of Alton and Theresa Scott • Father played football at the Air Force Academy, and mother, played basketball at Air Force • One of five boys • All five names start with the letters Jo • Scott is also ambidextrous.

MISC.	'13-14	CAREER
Double-Figure Scoring	30	46
20+ Points	6	8
15+ Points	18	25
10+ Rebounds	13	17
Double-Doubles	13	15
Led CU in Scoring	14	19
Led CU in Rebounds	22	27
Led CU in Blocks	15	23
Led CU in Assists	-	1
Led CU in Steals	8	11
5+ Rebounds	31	48
2+ Blocks	11	15
2+ Steals	4	8
2+ Assists	7	12

SEASON/CAREER HIGHS

Points

Season	21	Washington (Feb. 9)
Career	21	twice

FGM

Season	8	at UCLA (Feb. 13) Washington (Feb. 9) USC (Jan. 18) at Washington State (Jan. 8)
Career	9	Hartford (Dec. 29, 2012) at Kansas (Dec. 8, 2012)

FGA

Season	14	vs. USC (Mar. 12)
Career	15	at Kansas (Dec. 8, 2012)

Rebounds

Season	13	Arizona State (Feb. 19) Georgia (Dec. 28) Elon (Dec. 13) at Air Force (Nov. 30)
Career	14	vs. Illinois (Mar. 22, 2013)

O-Rebs

Season	5	five times
Career	7	Hartford (Dec. 29, 2012)

D-Rebs

Season	11	Elon (Dec. 13)
Career	11	Elon (Dec. 13)

3-Pt FGs

Season	-	
Career	1	Northern Ariz. (Nov. 21, 2012)

3-Pt FGA

Season	-	
Career	1	Northern Ariz. (Nov. 21, 2012)

FT

Season	10	Arizona (Feb. 22) vs. Oklahoma State (Dec. 21)
Career	10	three times

FTA

Season	13	vs. Oklahoma State (Dec. 21)
Career	13	vs. Oklahoma State (Dec. 21)

Assists

Season	3	Washington (Feb. 9)
Career	3	twice

Steals

Season	4	UC Santa Barbara (Nov. 21)
Career	4	UC Santa Barbara (Nov. 21)

Blocks

Season	4	Oregon (Jan. 5)
Career	4	Oregon (Jan. 5)

Minutes

Season	41	at Washington State (Jan. 8)
Career	41	at Washington State (Jan. 8)

CAREER STATISTICS

Year	GP-GS	Min	FG-FGA	Pct	3PT-A	Pct	FT-FTA	Pct	O	D	Reb	Avg	Ast	To	PF-FO	Stl	Blk	Pts	Avg
2013-14	34-33	1076	155-304	.510	0-2	.000	169-209	.809	101	188	289	8.5	22	49	61-0	27	40	479	14.1
2012-13	31-30	873	124-255	.486	1-1	1.000	68- 91	.747	87	91	178	5.7	19	36	68-2	14	24	317	10.2
Total	65-63	1949	279-559	.499	1-3	.333	237-300	.790	188	279	467	7.2	41	85	129-2	41	64	796	12.2

2013-2014 Game-by-Game (sophomore)

Game	GS	Min	FGs	3FGs	FTs	O-D-R	Pf	A	To	BL	ST	Pts
vs. Baylor	*	32	4-10	0-0	7-8	5-6-11	2	0	2	1	1	15
UT MARTIN	*	24	5-8	0-0	5-6	2-6-8	0	1	2	1	0	15
WYOMING	*	31	5-7	0-0	2-2	4-5-9	2	0	1	0	0	12
JACKSON ST.	*	24	2-5	0-0	7-9	2-5-7	1	0	2	0	0	11
ARKANSAS ST.	*	26	7-8	0-0	6-6	3-2-5	1	0	1	1	1	20
UCSB	*	27	1-5	0-0	1-3	4-3-7	1	1	1	0	4	3
HARVARD	*	24	3-5	0-0	6-8	3-8-11	3	2	1	2	0	12
at Air Force	*	25	5-10	0-0	6-6	5-8-13	2	2	0	0	1	16
at Colorado St.	*	32	2-4	0-0	2-3	1-6-7	4	0	1	3	2	6
KANSAS	*	28	6-9	0-0	2-2	2-2-4	2	2	0	0	0	14
ELON	*	33	3-9	0-0	6-8	2-11-13	2	0	0	1	0	12
vs. Okla. State	*	35	5-8	0-0	10-13	5-7-12	3	2	1	0	3	20
GEORGIA	*	30	3-5	0-0	8-8	5-8-13	4	1	2	1	1	14
OREGON ST.	*	37	5-11	0-0	3-6	3-7-10	1	0	2	3	1	13
OREGON	*	33	5-8	0-0	5-6	3-9-12	0	1	1	4	0	15
at Wash. State	*	41	8-12	0-0	3-4	3-6-9	2	0	1	1	0	19
at Washington	*	27	4-9	0-0	7-7	3-3-6	3	0	2	0	0	15
UCLA	*	33	7-12	0-0	5-6	1-8-9	1	0	0	3	3	19
USC	*	24	8-13	0-0	4-4	2-5-7	1	0	0	2	1	20
at Arizona	*	35	5-11	0-0	5-5	3-8-11	2	0	3	0	1	15
at Arizona State	*	30	5-12	0-0	1-4	2-5-7	2	0	0	1	1	11
UTAH	*	40	6-11	0-0	8-8	5-5-10	2	0	2	3	1	20
WASH STATE	*	32	0-3	0-0	1-2	0-1-1	1	0	1	0	0	1
WASHINGTON	*	28	8-11	0-0	5-9	3-5-8	2	3	0	3	2	21
at UCLA	*	37	8-12	0-0	4-5	2-3-5	1	2	3	1	1	20
at USC	*	33	7-13	0-0	3-4	3-5-8	4	1	1	3	1	17
ARIZONA ST	*	35	4-9	0-0	5-6	5-8-13	0	0	4	2	1	13
ARIZONA	*	33	4-11	0-0	10-10	4-4-8	1	0	1	0	1	18
at Utah	*	35	4-7	0-0	9-9	2-5-7	3	2	1	0	1	17
at Stanford	*	33	4-6	0-0	9-11	4-7-11	4	0	2	0	0	17
at California	*	40	3-9	0-1	4-6	4-6-10	0	0	2	2	0	10
vs. USC	*	33	4-14	0-0	5-8	4-5-9	3	1	3	0	0	13
vs. California	*	32	3-8	0-1	5-7	1-5-6	1	1	3	1	1	11
vs. Arizona	*	34	2-9	0-0	0-0	1-1-2	0	0	3	1	1	4

2012-2013 Game-by-Game (freshman)

Game	GS	Min	FGs	3FGs	FTs	O-D-R	Pf	A	To	BL	ST	Pts
WOFFORD	*	26	2-4	0-0	10-11	4-2-6	3	1	2	1	0	14
vs. Dayton	*	31	5-10	0-0	3-3	4-1-5	1	0	3	1	0	13
vs. Baylor	*	20	4-7	0-0	1-2	1-2-3	4	0	1	0	0	9
vs. Murray State	*	31	5-8	0-0	3-4	1-5-6	3	0	2	0	0	13
AIR FORCE	*	31	6-12	0-0	8-10	4-3-7	1	1	0	1	1	20
TX SOUTHERN	*	40	6-13	0-0	6-10	3-9-12	3	1	0	1	1	18
at Wyoming	*	20	1-5	0-0	3-4	3-0-3	5	0	1	0	0	5
COLORADO ST.	*	27	2-8	0-0	0-0	2-1-3	4	0	1	1	1	4
at Kansas	*	34	9-15	0-0	1-1	2-2-4	2	0	3	1	2	19
at Fresno State	*	32	4-12	0-0	3-5	3-5-8	2	0	1	1	0	11
N. ARIZONA	*	23	5-7	1-1	0-0	1-3-4	1	3	2	1	0	11
HARTFORD	*	23	9-12	0-0	3-5	7-3-10	1	0	1	1	1	21
at Arizona	*	35	6-8	0-0	3-4	2-3-5	4	2	0	1	0	15
at Arizona State	*	32	5-11	0-0	0-0	5-3-8	2	1	0	0	0	10
USC	*	27	6-7	0-0	2-4	1-3-4	2	2	2	0	2	14
UCLA	*	33	6-11	0-0	6-6	6-3-9	1	0	2	0	0	18
at Washington	*	32	4-10	0-0	0-1	2-0-2	0	0	2	0	0	8
at Washington St.*		29	3-7	0-0	5-6	3-1-4	4	0	1	0	0	11
STANFORD	*	34	6-13	0-0	0-0	4-1-5	1	1	1	1	0	12
CALIFORNIA	*	25	2-5	0-0	1-1	1-2-3	2	2	1	0	1	5
at Utah	*	22	2-7	0-0	1-2	2-1-3	2	0	2	1	0	5
at Oregon	*	32	3-7	0-0	1-2	1-1-2	1	0	2	0	2	7
at Oregon State	*	32	7-10	0-0	3-4	3-1-4	1	0	0	2	0	17
ARIZONA	*	31	3-4	0-0	0-0	1-4-5	3	1	1	1	2	6
ARIZONA ST.	*	15	0-5	0-0	0-0	0-1-1	3	2	0	0	0	0
UTAH												
at Stanford												
at California	*	29	2-10	0-0	0-0	6-5-11	0	0	0	0	0	4
OREGON	*	24	1-4	0-0	2-2	1-7-8	3	1	2	1	0	4
OREGON ST.	*	24	2-6	0-0	2-2	2-4-6	1	1	0	1	0	6
vs. Oregon St.	*	24	3-7	0-0	1-2	5-5-10	5	0	1	2	0	7
vs. Arizona	*	22	1-1	0-0	0-0	1-2-3	3	0	1	1	0	2
vs. Illinois	*	33	4-9	0-0	0-0	6-8-14	0	0	1	3	1	8

COLORADO - GAME HIGHS

POINTS 100, Oregon (Jan. 5)

FG MADE 31, Washington (Feb. 9), Oregon (Jan. 5)

FG ATTEMPTS 66, vs. Baylor (Nov. 8)

FG %622 (28-of-45), Jackson State (Nov. 16)

3 PT FG MADE 9, Washington (Feb. 9)
 9, at Air Force (Nov. 30)
 9, Arkansas State (Nov. 18)
 9, Jackson State (Nov. 16)

3 PT FG ATT 24, at Air Force (Nov. 30)

3 PT FG %643 (9-of-14), Washington (Feb. 9)

FT MADE 33, Oregon (Jan. 5)

FT ATTEMPTS 46, Elon (Dec. 13)

FT % 1.000 (26-of-26) vs. Georgia (Dec. 28)

REBOUNDS 54, Elon (Dec. 13)

ASSISTS 23, Jackson State (Nov. 16)

STEALS 12, at Arizona State (Jan. 25)
 UC Santa Barbara (Nov. 21)

BLOCKED SHOTS 10, USC (Jan. 18)

TURNOVERS 20, at Washington (Jan. 12)

FOULS 26, vs. Oklahoma State (Dec. 21)

COLORADO - GAME LOWS

POINTS 53, vs. Arizona (Mar. 14)

FG MADE 15, vs. Arizona (Mar. 14)

FG ATTEMPTS 45, Wyoming (Nov. 13)

FG %327 (17-of-52) Arizona (Feb. 22)

3 PT FG MADE 1, Arizona State (Feb. 19), at Washington (Jan. 12)

3 PT FG ATT 8, vs. Arizona (Mar. 14)

3 PT FG %083 (1-of-12) at Washington (Jan. 12)
105 (2-of-19) vs. Baylor (Nov. 8)

FT MADE 9, five times

FT ATTEMPTS 14, four times

FT %182 at Arizona State (Jan. 25)

REBOUNDS 25, vs. Arizona (Mar. 14)

ASSISTS 4, Wyoming (Nov. 13)

STEALS 2, at Arizona (Jan. 23), Harvard (Nov. 24)

BLOCKED SHOTS 1, eight times

TURNOVERS 6, at Washington State (Jan. 8)
 6, vs. Baylor (Nov. 8)
 7, Oregon State (Jan. 2)
 8, Kansas (Dec. 7)

FOULS 11, Harvard (Nov. 24)

OPPONENT - GAME HIGHS

POINTS 92, UCLA (Feb. 13)

FG MADE 35, Arizona (Feb. 22), UCLA (Feb. 13)

FG ATTEMPTS 78, Oregon (Jan. 5)

FG %603 (35-of-58), Arizona (Feb. 22)

3 PT FG MADE 13, Washington State (Feb. 5),
 Washington State (Jan. 8), Elon (Nov. 13)

3 PT FG ATT 32, Elon (Nov. 13)

3 PT FG %625 (5-of-8) Georgia (Dec. 28)

FT MADE 25, USC (Feb. 16)

FT ATTEMPTS 36, USC (Feb. 16)

FT % 1.000 (3-of-3) Washington State (Jan. 8)
941 (16-of-17) USC (Jan. 18)

REBOUNDS 42, Baylor (Nov. 8)

ASSISTS 25, UCLA (Feb. 13)

STEALS 12, UCLA (Jan. 16)

BLOCKED SHOTS 8, at California (Mar. 8, 2014)

TURNOVERS 18, at Colorado State (Dec. 3)
 at Air Force (Nov. 30)

FOULS 29, Wyoming (Nov. 13)

OPPONENT - GAME LOWS

POINTS 52, Arizona State (Feb. 19)

FG MADE 17, Arizona State (Feb. 19)

FG ATTEMPTS 46, at Air Force (Nov. 30)
 Wyoming (Nov. 13)

FG %315 (17-of-54) Arizona State (Feb. 19)

3 PT FG MADE 3, at Utah (Mar. 1), at USC (Feb. 16),
 at Colorado State (Dec. 3)

3 PT FG ATT 9, at Utah (Mar. 1)

3 PT FG %200 (3-of-15) at USC (Feb. 16)

FT MADE 3, Washington State (Jan. 8)

FT ATTEMPTS 3, Washington State (Jan. 8)

FT %400 (6-of-15) Elon (Nov. 13)

REBOUNDS 22, Georgia (Dec. 28)

ASSISTS 6, at USC (Feb. 16)

STEALS 2, Baylor (Nov. 8)

BLOCKED SHOTS 0, Washington (Feb. 9), Elon (Nov. 13)

TURNOVERS 5, at California (Mar. 8, 2014)

FOULS 12, Arizona (Mar. 14), at California (Mar. 8, 2014)

COLORADO - PLAYER GAME HIGHS

POINTS28..... Spencer Dinwiddie at Colorado State (Dec. 3)
27..... Xavier Johnson vs. Washington (Feb. 9)
27..... Askia Booker vs. Oregon (Jan. 5)
26..... Askia Booker vs. Washington State (Feb. 5)
24..... Xavier Johnson at Cal (Mar. 8, 2014)
24..... Spencer Dinwiddie vs. UCSB (Nov. 21)

FG MADE.....10..... Xavier Johnson vs. Washington (Feb. 9)
9..... Askia Booker vs. Washington State (Feb. 5)
8..... Xavier Johnson at Cal (Mar. 8, 2014)
8..... Josh Scott at UCLA (Feb. 13)
8..... Josh Scott vs. Washington (Feb. 9)
8..... Josh Scott vs. USC (Jan. 18)
8..... Josh Scott at Washington State (Jan. 8)
8..... Askia Booker vs. Oregon (Jan. 5)
8..... Askia Booker vs. Oklahoma State (Dec. 21)
8..... Spencer Dinwiddie at Colorado State (Dec. 3)

FGA.....19..... Askia Booker vs. Washington State (Feb. 5)
17..... Askia Booker vs. Arizona State (Feb. 19)

FG %.....87.5 (7-of-8)... Josh Scott vs. Arkansas State (Nov. 18)
75.0 (9-of-12) Askia Booker vs. Washington State (Feb. 5)
72.7 (8-of-11) Josh Scott vs. Washington (Feb. 9)

3-PT FGM 5 Askia Booker vs. UCLA (Jan. 16)

3 PT FGA 7 Askia Booker vs. UCLA (Jan. 16)
 Askia Booker vs. Oklahoma State (Dec. 21)
 Askia Booker at Air Force (Nov. 30)
 Spencer Dinwiddie vs. Harvard (Nov. 24)
 Askia Booker vs. Jackson State (Nov. 16)

3 PT FG% 1.000 (3-of-3) Xavier Johnson vs. Washington (Feb. 9)

FTM14..... Spencer Dinwiddie vs. UCSB (Nov. 21)

FTA15..... Spencer Dinwiddie vs. UCSB (Nov. 21)

FT % (min 7) 1.000..... Spencer Dinwiddie at Colorado State (Dec. 3)
 (11-of-11)
 1.000..... Josh Scott vs. Arizona (Feb. 22)
 (10-of-10)

REBOUNDS ...15..... Xavier Johnson vs. Elon (Dec. 13)
13..... Josh Scott vs. Georgia (Dec. 28)
13..... Josh Scott vs. Elon (Dec. 13)
13..... Josh Scott at Air Force (Nov. 30)
12..... Josh Scott vs. Oregon (Jan. 5)
12..... Josh Scott vs. Oklahoma State (Dec. 21)

ASSISTS.....12..... Askia Booker at UCLA (Feb. 13)
7..... Askia Booker vs. Washington (Feb. 9)
7..... Askia Booker vs. Utah (Feb. 1)
7..... Spencer Dinwiddie vs. Oregon (Jan. 5)
7..... Spencer Dinwiddie vs. Elon (Dec. 13)
7..... Spencer Dinwiddie vs. Kansas (Dec. 7)

STEALS.....6..... Spencer Dinwiddie vs. Jackson State (Nov. 16)
5..... Askia Booker at Arizona State (Jan. 25)

BLOCKS.....5..... Wesley Gordon vs. USC (Jan. 18)

TURNOVERS.. 6..... Askia Booker at USC (Feb. 16)
 Askia Booker at Arizona State (Jan. 25)

FOULS.....5..... 6 times

OPPONENT - PLAYER GAME HIGHS

POINTS34, Davonte Lacy, Washington State (Feb. 5)
31, C.J Wilcox, Washington (Jan. 12)

FG MADE.....12, C.J Wilcox, Washington (Jan. 12)

FGA.....19, Davonte Lacy, Washington State (Feb. 5)
18, Chasson Randle, Stanford (March 5)
18, C.J Wilcox, Washington (Jan. 12)

FG % (min. 5).....83.3 (5-of-6) Steve Moundou-Missi, Harvard (Nov. 24)

3-PT FGM9, Sebastian Koch, Elon (Dec. 13)

3 PT FGA14, Sebastian Koch, Elon (Dec. 13)

3 PT FG %.....100 (4-of-4) Jonathan Gilling, Arizona State (Jan. 25)
80.0 (4-of-5) Bryce Alford, UCLA (Feb. 13)
80.0 (4-of-5) J.T. Terrell, USC (Jan. 18)

FTM11, Markel Brown, Oklahoma State (Dec. 21)

FTA13, Markel Brown, Oklahoma State (Dec. 21)

FT % (min. 6).....1.000 (10-of-10), Roberto Nelson, Oregon State (Jan. 2)
 (8-of-8), Justin Cobbs, California (Mar. 8)

REBOUNDS13, Josh Huestis, Stanford (March 5)
13... Jordan Adams, UCLA (Jan. 16)

ASSISTS.....11,.. Kyle Anderson, UCLA (Feb. 13)
 Delon Wright, Utah (Feb. 1)
 Royce Woolridge, Washington State (Jan. 8)

STEALS.....7, Delon Wright, Utah (Feb. 1)

BLOCKS.....4,.. Richard Solomon, California (Mar. 8)
4,.. C.J Wilcox, Washington (Jan. 12)

TURNOVERS.....7, Tre Coggins, Air Force (Nov. 30)

FOULS.....5, by 23 players

Game #1 (Nov. 8)
RV/RV Colorado vs. RV/25 Baylor
Dallas, Texas

COLORADO (0-1)

Player	FGs	3-pt	FT	O-D-	R	F	TP	A	TO	B	S	Min
Gordon	f 4-6	0-2	1-2	3-5	8	2	9	1	0	0	0	27
Johnson	f 4-9	0-2	0-3	1-2	3	5	8	0	0	0	3	17
Scott	f 4-10	0-0	7-8	5-6	11	2	15	0	2	1	1	32
Booker	g 5-16	0-4	0-0	1-3	4	2	10	3	0	0	2	36
Dinwiddie	g 2-12	1-5	5-7	1-4	5	2	10	4	1	1	0	36
Talton	0-1	0-1	0-0	0-0	0	2	0	0	1	0	0	6
Fletcher	1-4	0-2	0-0	1-1	2	2	2	1	1	1	0	15
Thomas	1-4	1-2	0-0	3-0	3	4	3	0	0	0	0	14
Hopkins	1-3	0-0	0-0	1-0	1	0	2	0	1	0	1	12
King	0-1	0-1	1-2	1-0	1	0	1	0	0	0	0	2
Mills	0-0	0-0	0-0	1-0	1	0	1	0	0	0	0	3
Team				0-0	0							
Totals	22-66	2-19	14-22	18-21	39	21	60	10	6	3	7	200

FG%	1st Hlf	7-33	21.2%	2nd Hlf	15-33	45.5%	Game	22-66	33.3%
3FG%	1st Hlf	0-9	0.0%	2nd Hlf	2-10	20.0%	Game	2-19	10.5%
FT%	1st Hlf	8-10	80.0%	2nd Hlf	6-12	50.0%	Game	14-22	63.6%

BAYLOR (1-0)

Player	FGs	3-pt	FT	O-D-	R	F	TP	A	TO	B	S	Min
Austin	c 2-5	0-0	1-2	1-3	4	3	5	1	1	2	0	29
Wainright	f 0-3	0-1	0-1	2-3	5	4	0	2	1	0	0	13
Jefferson	f 3-9	0-1	7-11	4-7	11	4	13	2	2	0	1	25
Chery	g 5-11	1-5	3-4	0-4	4	1	14	4	2	0	0	35
Frankin	g 3-7	3-6	0-0	0-3	3	0	9	1	3	0	0	23
O'Neale	3-3	0-0	1-1	1-2	2	2	7	2	0	0	0	27
Gathers	0-2	0-0	2-2	0-2	4	2	4	2	0	1	0	10
Heslip	4-6	4-6	0-0	0-0	0	12	0	1	0	0	0	20
Prince	4-8	0-1	2-2	2-6	8	5	10	0	2	1	1	18
Team				2-1	3							
Totals	21-47	4-12	28-36	8-30	38	12	74	10	10	6	5	200

FG%	1st Hlf	10-26	38.5%	2nd Hlf	14-28	50.0%	Game	24-54	44.7%
3FG%	1st Hlf	3-11	27.3%	2nd Hlf	5-9	55.6%	Game	8-20	40.0%
FT%	1st Hlf	7-9	77.8%	2nd Hlf	9-14	64.3%	Game	16-23	69.6%

Colorado	22	38	60
Baylor	30	42	72

Officials: Tom Eades, Larry Spaulding, John Higgins
 Technicals: none.
 Attendance: 5207. Fouled out: none.

Game #4 (Nov. 16)
Jackson State at RV/RV Colorado
Boulder, Colo.

JACKSON STATE (1-3)

Player	FGs	3-pt	FT	O-D-	R	F	TP	A	TO	B	S	Min
Taylor	f 2-6	0-0	0-0	0-1	1	3	4	2	2	0	0	18
Bolden	f 1-7	0-0	2-4	2-2	4	5	4	0	0	0	0	13
West	c 2-8	0-0	0-0	3-4	7	2	4	0	1	1	0	19
Stubbs	g 1-7	0-1	2-2	0-0	0	3	4	0	1	0	0	22
Brent	g 7-14	5-12	1-2	0-4	4	4	20	0	1	0	1	33
Nobles	6-12	0-2	4-6	0-6	6	3	16	8	6	0	3	37
Love	3-6	2-4	4-5	1-1	2	1	12	1	1	0	0	18
Robinson	1-1	0-0	0-0	0-1	1	2	2	0	0	0	1	13
Wachira	0-0	0-0	0-0	0-0	0	0	0	0	0	0	0	1
Todd	0-0	0-0	0-0	0-0	0	0	0	0	0	0	0	1
Team				1-0	1							
Totals	25-64	7-19	13-19	9-21	30	27	70	11	13	1	5	200

FG%	1st Hlf	12-32	37.5%	2nd Hlf	13-32	40.6%	Game	25-64	39.1%
3FG%	1st Hlf	6-12	50.0%	2nd Hlf	1-7	14.3%	Game	7-19	36.8%
FT%	1st Hlf	5-7	71.4%	2nd Hlf	8-12	66.7%	Game	13-19	68.4%

COLORADO (3-1)

Player	FGs	3-pt	FT	O-D-	R	F	TP	A	TO	B	S	Min
Gordon	f 2-2	0-0	6-11	0-3	3	3	10	3	0	2	0	24
Scott	f 2-5	0-0	7-9	2-5	7	1	11	0	2	0	0	24
Booker	g 6-10	3-7	0-0	1-4	5	2	15	6	2	1	0	29
Hopkins	g 4-6	1-2	3-6	0-3	3	1	12	2	0	0	0	19
Dinwiddie	g 2-4	1-1	6-6	1-1	2	0	11	6	2	0	6	31
Talton	5-6	3-4	0-0	1-1	1	1	13	3	2	0	1	25
Stalzer	0-2	0-1	2-2	0-0	0	0	2	0	0	0	0	6
Fletcher	0-0	0-0	0-0	0-0	0	4	0	0	1	0	0	5
Nelson	0-0	0-0	0-0	0-0	0	1	0	0	0	0	0	2
Thomas	5-8	1-2	2-4	1-3	4	2	13	2	3	0	1	17
Brady	0-0	0-0	0-0	0-0	0	0	0	0	0	0	0	2
King	1-1	0-0	0-1	0-7	7	2	2	0	2	0	1	11
Mills	1-1	0-0	3-4	0-3	3	0	5	0	0	0	0	3
Team				0-0	0							
Totals	28-45	9-17	29-43	5-31	36	18	94	23	14	3	9	200

FG%	1st Hlf	16-25	64.0%	2nd Hlf	12-20	60.0%	Game	28-45	62.2%
3FG%	1st Hlf	6-10	60.0%	2nd Hlf	3-7	42.9%	Game	9-17	52.9%
FT%	1st Hlf	8-12	66.7%	2nd Hlf	21-31	67.7%	Game	29-43	67.4%

Jackson State	35	35	70
Colorado	46	48	94

Officials: Verne Harris, Mike Giarratano, Casey McClellan
 Technicals: none. Flagrant foul: Gamble.
 Attendance: 9042. Fouled out: none.

Game #2 (Nov. 10)
UT Martin at RV/RV Colorado
Boulder, Colo.

UT MARTIN (0-2)

Player	FGs	3-pt	FT	O-D-	R	F	TP	A	TO	B	S	Min
Dowdell	f 3-5	0-0	0-0	1-2	3	3	6	1	0	0	0	30
Martinez	f 0-1	0-0	1-4	0-4	4	2	1	0	1	0	0	21
Smith	g 4-12	3-6	4-5	1-1	2	3	15	1	1	0	1	26
Childs	g 3-10	0-2	2-4	0-3	3	2	8	0	0	0	0	24
Newell	g 5-12	3-6	2-3	1-2	3	3	15	6	4	0	2	29
Oldham	4-15	3-10	0-0	2-0	2	0	11	1	1	1	0	25
Taylor	0-2	0-1	0-1	1-1	2	2	0	4	2	0	1	12
Jones	3-5	3-4	0-0	1-0	1	2	9	0	1	0	0	15
Rowe	0-1	0-0	0-0	0-0	0	3	0	0	0	0	0	7
MoPo	0-0	0-0	0-0	1-2	3	4	0	0	2	0	0	11
Team				2-1	3							
Totals	22-63	12-29	9-17	10-16	26	24	65	13	12	1	5	200

FG%	1st Hlf	12-34	35.3%	2nd Hlf	10-29	34.5%	Game	22-63	34.9%
3FG%	1st Hlf	6-15	40.0%	2nd Hlf	6-14	42.9%	Game	12-29	41.4%
FT%	1st Hlf	5-11	45.5%	2nd Hlf	4-6	66.7%	Game	9-17	52.9%

COLORADO (1-1)

Player	FGs	3-pt	FT	O-D-	R	F	TP	A	TO	B	S	Min
Gordon	f 6-7	0-0	1-2	2-6	8	2	13	2	2	2	0	25
Johnson	f 3-5	1-2	5-5	0-4	4	2	12	3	1	0	1	25
Scott	f 5-8	0-0	5-6	2-6	8	0	15	1	2	1	0	24
Booker	g 2-6	0-2	2-2	1-2	3	1	6	2	4	0	1	18
Dinwiddie	g 2-3	0-0	9-10	1-5	6	3	13	1	2	0	1	27
Talton	0-2	0-1	2-2	0-1	1	3	2	1	1	0	1	11
Fletcher	2-2	1-1	0-1	0-4	4	2	5	0	1	0	0	13
Nelson	1-1	1-1	0-0	0-0	0	3	0	0	0	0	0	3
Thomas	3-3	1-1	2-2	0-2	2	2	9	2	2	0	1	19
Gamble	0-1	0-1	0-0	0-1	1	0	0	2	0	0	0	+
Brady	1-2	1-2	0-0	0-0	0	3	0	0	0	0	0	3
Hopkins	4-7	0-2	1-2	1-3	4	2	9	3	2	2	0	18
King	0-2	0-1	0-0	0-3	3	0	0	1	0	0	0	5
Mills	0-0	0-0	0-0	1-0	1	0	0	0	0	0	0	3
Team				0-0	0							
Totals	29-49	5-14	28-34	9-37	46	18	91	19	18	3	8	200

FG%	1st Hlf	15-26	57.7%	2nd Hlf	14-23	60.9%	Game	29-59	59.2%
3FG%	1st Hlf	3-8	37.5%	2nd Hlf	2-6	33.3%	Game	5-14	35.7%
FT%	1st Hlf	12-16	75.0%	2nd Hlf	16-18				

Game #7 (Nov. 24)
Harvard at RV/RV Colorado
Boulder, Colo.

HARVARD (1-3)

Player	FGs	3-pt	FT	O-D-	R	F	TP	A	TO	B	S	Min
Moundou-Missi f	4-5	0-0	5-7	1-8	9	3	13	1	0	2	2	32
Casey f	4-13	1-2	2-2	1-2	3	4	11	2	1	1	1	19
Rivard g	3-11	2-9	2-2	0-3	3	2	10	1	1	0	1	37
Chambers g	5-12	2-6	0-2	1-2	3	1	12	4	2	0	1	34
Saunders g	3-10	1-3	0-0	3-3	6	2	7	2	0	0	2	31
Edosomwan f	1-3	0-0	0-0	1-0	1	2	2	0	1	0	0	5
Curry	2-5	1-3	0-0	1-1	2	2	5	3	4	0	1	27
Travis	1-3	0-0	0-0	1-1	2	1	2	0	1	0	2	15
Team			0-0									
Totals	23-62	7-23	9-13	9-20	29	17	62	13	10	3	10	200

FG%	1st Hlf	15-28	53.6%	2nd Hlf	8-34	23.5%	Game	23-62	37.1%
3FG%	1st Hlf	6-12	50.0%	2nd Hlf	1-11	9.1%	Game	7-23	30.4%
FT%	1st Hlf	6-9	66.7%	2nd Hlf	3-4	75.0%	Game	9-13	69.2%
deadball rebounds:	1								

COLORADO (6-1)

Player	FGs	3-pt	FT	O-D-	R	F	TP	A	TO	B	S	Min
Gordon f	2-6	0-0	1-2	4-7	11	1	5	2	4	3	0	29
Johnson f	4-7	3-4	0-0	1-5	6	4	11	1	2	0	1	28
Scott f	3-5	0-0	6-8	3-8	11	3	12	2	1	2	0	24
Booker g	5-15	0-3	2-2	0-1	1	0	12	3	1	0	0	27
Dinwiddie g	5-9	4-7	3-4	0-4	4	1	17	2	2	0	0	35
Talton	3-5	1-2	2-3	3-2	5	1	9	2	3	0	0	18
Fletcher	2-3	0-1	0-0	1-0	1	1	4	0	0	0	0	16
Thomas	0-2	0-2	0-0	0-3	3	2	0	0	1	0	0	11
Hopkins	0-1	0-0	0-0	1-1	2	1	0	0	1	1	1	11
King	0-0	0-0	0-0	0-0	0	0	0	0	0	0	0	1
Team			0-2									
Totals	24-53	8-19	14-19	13-33	46	11	70	12	15	6	2	200

FG%	1st Hlf	11-26	42.3%	2nd Hlf	13-27	48.1%	Game	24-53	45.3%
3FG%	1st Hlf	4-10	40.0%	2nd Hlf	4-9	44.4%	Game	8-19	42.1%
FT%	1st Hlf	4-6	66.7%	2nd Hlf	10-13	76.9%	Game	14-19	73.7%
deadball rebounds:	1								

Harvard	42	20	62
Colorado	30	40	70

Officials: Gregory Nixon, Darron George, Ryan McDaniel
 Technicals: none.
 Attendance: 9770. Fouled out: none.

Game #10 (Dec. 7)
6/7 Kansas at RV/RV Colorado
Boulder, Colo.

KANSAS (6-2)

Player	FGs	3-pt	FT	O-D-	R	F	TP	A	TO	B	S	Min
Black f	0-0	0-0	0-0	0-0	0	3	0	0	0	0	0	3
Ellis f	5-6	0-0	0-0	3-5	8	3	10	3	1	0	0	31
Mason g	3-9	1-5	4-7	0-3	3	2	11	4	2	0	0	34
Selden Jr. g	3-6	1-3	0-1	1-3	4	3	7	0	1	0	0	20
Wiggins g	7-11	1-3	7-9	1-4	5	4	22	0	2	1	0	28
White III	0-1	0-1	0-0	0-0	0	1	0	0	0	0	0	4
Tharpe	3-5	2-4	0-0	0-1	1	2	8	2	0	0	0	28
Greene	0-1	0-1	0-0	0-0	0	0	0	0	0	0	0	4
Embiid	4-7	0-0	2-3	1-3	4	5	10	2	4	1	3	28
Frankamp	0-3	0-3	0-0	0-0	0	1	0	0	1	0	0	4
Traylor	1-1	0-0	0-0	1-5	6	2	2	0	1	3	0	13
Lucas	1-1	0-0	0-0	0-1	1	0	2	0	0	0	0	3
Team			1-0									
Totals	27-51	5-20	13-20	8-25	33	26	72	11	14	5	3	200

FG%	1st Hlf	12-26	46.2%	2nd Hlf	15-25	60.0%	Game	27-51	52.9%
3FG%	1st Hlf	3-14	21.4%	2nd Hlf	2-6	33.3%	Game	5-20	25.0%
FT%	1st Hlf	3-6	50.0%	2nd Hlf	10-14	71.4%	Game	13-20	65.0%
deadball rebounds:	6								

COLORADO (9-1)

Player	FGs	3-pt	FT	O-D-	R	F	TP	A	TO	B	S	Min
Johnson f	4-9	1-2	5-8	2-4	6	0	14	0	1	0	3	33
Scott f	6-9	0-0	2-2	2-2	4	2	14	2	0	0	0	28
Booker g	5-12	3-6	2-6	1-2	3	3	15	0	1	0	1	33
Hopkins g	1-4	1-3	0-0	0-4	4	4	3	3	2	0	1	27
Dinwiddie g	3-8	1-5	8-10	0-1	1	4	15	7	1	1	0	31
Talton	0-3	0-2	0-0	0-1	1	0	0	0	0	0	0	9
Fletcher	2-3	1-2	2-5	2-0	1	0	7	0	0	0	1	11
Thomas	0-3	0-2	3-6	3-1	4	1	3	1	1	0	0	16
King	0-2	0-0	0-0	1-1	2	1	0	0	0	0	1	2
Mills	2-3	0-0	0-0	2-1	3	1	4	0	0	0	0	10
Team			2-0									
Totals	23-56	7-22	22-37	15-17	32	16	75	13	8	1	7	200

FG%	1st Hlf	10-25	40.0%	2nd Hlf	13-31	41.9%	Game	23-56	41.1%
3FG%	1st Hlf	2-10	20.0%	2nd Hlf	5-12	41.7%	Game	7-22	31.8%
FT%	1st Hlf	11-19	57.9%	2nd Hlf	11-18	61.1%	Game	22-37	59.5%
deadball rebounds:	2								

Kansas	30	42	72
Colorado	33	42	75

Officials: Mark Whitehead, Larry Spaulding, Darron George
 Technicals: none.
 Attendance: 11113. Fouled out: Embiid.

Game #8 (Nov. 30)
RV/RV Colorado at Air Force
USAF, Colo.

COLORADO (7-1)

Player	FGs	3-pt	FT	O-D-	R	F	TP	A	TO	B	S	Min
Gordon f	1-4	0-0	4-8	3-0	3	1	6	2	0	2	0	24
Johnson f	5-6	0-1	1-1	3-5	8	1	11	2	0	0	0	23
Scott f	5-10	0-0	6-6	5-8	13	2	16	2	0	0	1	25
Booker g	5-13	3-7	0-0	0-2	2	0	13	0	2	0	1	22
Dinwiddie g	3-5	1-3	0-0	0-0	0	1	7	5	3	0	2	24
Talton	0-2	0-1	2-2	1-1	2	3	2	4	0	0	1	16
Stalzer	0-0	0-0	0-0	0-0	0	0	0	0	1	0	0	5
Fletcher	0-2	0-2	0-0	0-0	0	4	0	0	1	1	0	10
Nelson	0-0	0-0	0-0	0-3	3	1	0	0	0	0	0	4
Thomas	2-3	0-0	3-3	1-2	3	3	7	1	3	0	0	13
Gamble	1-2	1-2	0-2	1-1	1	0	3	1	0	0	0	3
Brady	0-1	0-1	0-0	0-0	0	1	0	1	1	0	0	3
Hopkins	3-6	3-5	0-0	0-0	0	2	9	2	0	0	0	16
King	2-3	1-2	0-0	0-4	4	2	5	0	0	0	0	7
Mills	0-1	0-0	2-2	1-1	2	0	2	0	0	0	0	5
Team			0-1									
Totals	23-62	7-23	9-13	9-20	29	17	62	13	10	3	10	200

FG%	1st Hlf	12-26	46.2%	2nd Hlf	15-32	46.9%	Game	27-58	46.6%
3FG%	1st Hlf	5-13	38.5%	2nd Hlf	4-11	36.4%	Game	9-24	37.5%
FT%	1st Hlf	5-8	62.5%	2nd Hlf	13-16	81.3%	Game	18-24	75.0%
deadball rebounds:	2								

AIR FORCE (3-4)

Player	FGs	3-pt	FT	O-D-	R	F	TP	A	TO	B	S	Min
Olesinski f	3-8	1-5	1-2	1-1	2	2	8	2	1	0	2	30
Hammonds f	2-5	0-1	3-6	0-2	2	5	7	0	2	0	0	21
Parker c	1-2	0-0	0-0	2-1	3	4	2	1	1	1	0	20
Coggins g	6-13	2-7	4-4	0-4	4	1	18	2	7	1	0	34
Yon g	2-6	1-3	0-0	0-0	0	0	5	1	1	0	0	25
Kocur	2-4	2-4	2-2	0-3	3	1	8	2	1	0	0	14
Jorgensen	0-2	0-1	1-2	1-2	3	1	2	0	0	0	0	12
Adler	0-0	0-0	0-0	0-0	0	0	0	0	0	0	0	2
Long	0-0	0-0	0-0	0-1	1	0	0	0	1	0	0	8
Graham	1-2	0-0	0-1	0-1	1	0	2	1	0	1	1	15
Moer	2-4	0-1	2-2	0-0	0	3	6	0	2	1	0	12
Michael	0-0	0-0	0-0	0-0	0	1	0	1	0	0	0	4
Kammerer	0-0	0-0	0-0	1-1	0	0	0	0	0	0	1	3
Team			0-5									
Totals	19-46	6-22	13-19	4-21	25	18	57	12	18	4	4	200

FG%	
-----	--

Game #13 (Dec. 28)
Georgia vs. 21/24 Colorado
Boulder, Colo.

GEORGIA (6-5)

Player	FGs	3-pt	FT	O-D-	R	F	TP	A	TO	B	S	Min	
Thomton	f	3-5	0-0	3-5	3-0	3	4	9	0	1	0	22	
Williams	f	2-4	0-0	0-0	2-1	3	5	4	0	0	0	21	
Morris	f	5-7	1-1	0-1	0-1	1	2	11	1	1	0	22	
Mann	g	3-8	1-1	4-8	0-3	3	3	11	3	2	0	30	
Gaines	g	5-12	2-4	0-0	1-1	2	0	12	1	1	1	30	
Parker	g	3-5	0-0	1-2	0-0	1	7	1	0	0	0	20	
Dixon	0-0	0-0	0-0	0-0	0	3	0	0	1	0	0	8	
Echols	0-0	0-0	0-0	0-1	1	0	0	0	0	0	0	4	
Forté	1-2	0-0	0-0	2-3	5	1	2	0	3	0	0	5	
Geno	0-0	0-0	0-0	0-0	0	0	0	0	0	0	0	5	
Cannon	1-3	0-0	0-0	0-0	0	1	2	0	1	0	0	7	
Djurisic	5-10	1-2	1-2	2-2	4	4	12	1	0	0	2	26	
Team			0-0	0									
Totals		28-56	5-8	9-18	10-12	22	24	70	7	10	1	9	200

FG%	1st Hlf	14-29	48.3%	2nd Hlf	14-27	51.9%	Game	28-56	50.0%
3FG%	1st Hlf	4-6	66.7%	2nd Hlf	1-2	50.0%	Game	5-8	62.5%
FT%	1st Hlf	3-8	37.5%	2nd Hlf	6-10	60.0%	Game	9-18	50.0%
deadball rebounds:		5							

COLORADO (11-2)

Player	FGs	3-pt	FT	O-D-	R	F	TP	A	TO	B	S	Min	
Gordon	f	3-3	0-0	4-4	2-4	6	2	10	1	2	1	26	
Johnson	f	5-10	3-6	0-0	1-3	4	2	13	1	2	0	26	
Scott	f	3-5	0-0	8-8	5-8	13	4	14	2	1	1	30	
Booker	g	7-12	2-4	3-3	0-0	0	1	19	4	2	0	31	
Dinwiddie	g	4-5	2-3	7-7	0-1	1	2	17	2	3	0	30	
Talton	0-3	0-2	0-0	0-1	1	1	0	0	0	0	0	9	
Stalzer	0-0	0-0	0-0	0-0	0	0	0	0	1	0	0	1	
Fletcher	0-3	0-2	2-2	0-1	1	0	2	1	0	0	0	13	
Nelson	0-0	0-0	0-0	0-0	0	0	0	0	0	0	0	1	
Thomas	1-1	0-0	2-2	2-2	4	1	4	1	1	1	0	10	
Gamble	0-0	0-0	0-0	0-1	1	0	0	0	0	0	0	1	
Hopkins	2-7	1-3	0-0	2-1	3	3	5	0	0	0	0	18	
King	0-0	0-0	0-0	0-0	0	0	0	0	0	0	0	1	
Mills	0-0	0-0	0-0	0-0	0	0	0	0	1	0	0	3	
Team			0-0	0									
Totals		25-49	8-20	26-26	12-22	34	16	84	11	14	3	6	200

FG%	1st Hlf	14-29	48.3%	2nd Hlf	11-20	55.0%	Game	25-49	51.0%
3FG%	1st Hlf	6-11	54.5%	2nd Hlf	2-9	22.2%	Game	6-22	40.0%
FT%	1st Hlf	12-12	100%	2nd Hlf	14-14	100%	Game	26-26	100%
deadball rebounds:		0							

Georgia	35	35	70
Colorado	46	38	84

Officials: Chris Rastatter, Tony Padilla, Mike Scyphers
 Technicals: none.

Game #16 (Jan. 8)
15/17 Colorado at Washington State
Spokane, Wash.

COLORADO (14-2, 3-0)

Player	FGs	3-pt	FT	O-D-	R	F	TP	A	TO	B	S	Min	
Gordon	f	2-5	0-0	1-2	3-3	6	1	5	0	3	1	0	28
Johnson	f	4-8	0-1	6-10	1-2	3	3	14	1	0	0	34	
Scott	f	8-12	0-0	3-4	3-6	9	2	19	0	1	1	0	41
Booker	g	2-12	1-4	13-14	0-4	4	3	18	3	1	0	2	38
Dinwiddie	g	2-5	1-3	1-4	0-2	2	1	6	2	0	0	2	38
Talton	1-3	1-2	0-0	0-4	4	0	3	2	0	0	0	1	16
Fletcher	1-3	0-2	2-2	0-2	2	0	4	0	0	1	0	9	
Thomas	1-1	0-0	0-0	0-0	0	2	0	0	0	0	0	5	
Hopkins	0-1	0-1	0-2	0-2	2	3	0	0	0	0	0	15	
King	0-1	0-0	0-0	0-0	0	0	0	0	0	0	0	1	
Team			0-2	2									
Totals		21-51	3-13	26-38	7-27	34	13	71	8	6	3	5	225

FG%	1st Hlf	8-20	40.0%	2nd Hlf	8-23	34.8%	OT	5-8	62.5%	Game	21-51	41.2%
3FG%	1st Hlf	0-5	0.0%	2nd Hlf	3-8	37.5%	OT	0-0	0.0%	Game	3-13	23.1%
FT%	1st Hlf	12-14	85.7%	2nd Hlf	9-16	56.3%	OT	5-8	62.5%	Game	26-38	68.4%
deadball rebounds:		7										

WASHINGTON STATE (7-8, 0-3)

Player	FGs	3-pt	FT	O-D-	R	F	TP	A	TO	B	S	Min	
Shelton	f	6-11	1-3	1-1	0-12	12	3	14	3	2	0	0	38
Railey	c	0-3	0-0	0-0	0-0	0	2	0	1	1	0	0	7
Kerich-Drew	g	8-12	6-8	2-2	2-2	4	4	24	0	2	1	0	42
Woolfride	g	4-14	2-4	0-0	0-3	3	3	10	11	1	0	3	42
Inreog	g	4-9	2-5	0-0	0-0	0	4	10	0	2	0	0	21
Johnson	2-3	2-3	0-0	1-3	4	1	6	0	2	0	0	25	
Dilorio	0-1	0-0	0-0	1-0	1	1	0	0	0	0	0	9	
Longrus	2-5	0-0	0-0	0-4	4	4	4	2	0	1	1	31	
Hawkinson	1-2	0-0	0-0	1-2	3	0	2	0	0	0	0	10	
Team			0-4	4									
Total		27-60	13-23	3-3	5-28	33	22	70	17	11	2	4	225

FG%	1st Hlf	13-27	48.1%	2nd Hlf	8-23	34.8%	OT	6-10	60.0%	Game	27-60	45.0%
3FG%	1st Hlf	7-11	63.6%	2nd Hlf	4-8	50.0%	OT	2-4	50.0%	Game	13-23	56.5%
FT%	1st Hlf	1-1	100%	2nd Hlf	2-2	100%	OT	0-0	0.0%	Game	3-3	100%
deadball rebounds:		0										

Colorado	28	28	15	71
Washington State	34	22	14	70

Officials: Chris Rastatter, Rick Batsell, Scott Brown
 Technicals: none.
 Attendance: 3122. Fouled out: none.

Game #14 (Jan. 2)
Oregon State vs. 20/24 Colorado
Boulder, Colo.

OREGON STATE (8-5, 0-1)

Player	FGs	3-pt	FT	O-D-	R	F	TP	A	TO	B	S	Min	
Collier	f	3-7	0-0	2-3	4-4	8	2	8	2	3	1	0	22
Brandt	f	2-7	0-2	0-0	2-3	5	5	4	1	0	0	0	24
Barton	g	0-4	0-1	0-0	0-0	0	1	0	0	2	0	0	13
Morris-Walker	g	2-2	2-2	0-0	1-3	4	3	6	0	1	0	0	19
Nelson	g	5-14	3-5	10-10	0-3	3	0	23	2	3	0	0	32
Robbins	0-1	0-0	0-0	0-0	0	0	0	0	0	0	0	1	
Cooke	1-2	1-2	1-2	0-0	0	3	4	3	1	0	2	23	
N'diaye	0-0	0-0	0-0	0-1	1	0	0	0	0	0	0	0+	
Duivivier	2-3	2-2	0-0	0-0	0	6	0	0	0	0	0	12	
Gomis	2-3	0-0	0-0	2-2	4	4	4	0	3	0	0	17	
Moreland	1-3	0-0	0-0	3-7	10	1	2	1	4	1	0	27	
Schaftenaar	0-1	0-1	0-0	0-1	1	1	0	0	0	0	0	3	
Reid	0-0	0-0	1-2	0-0	0	0	1	1	0	0	0	7	
Team			0-1	1									
Totals		18-48	8-15	14-17	12-25	37	20	58	10	17	2	3	200

FG%	1st Hlf	8-23	34.8%	2nd Hlf	10-25	40.0%	Game	18-48	37.5%
3FG%	1st Hlf	3-4	75.0%	2nd Hlf	5-11	45.5%	Game	8-15	53.3%
FT%	1st Hlf	4-5	80.0%	2nd Hlf	10-12	83.3%	Game	14-17	82.4%
deadball rebounds:		0							

COLORADO (12-2, 1-0)

Player	FGs	3-pt	FT	O-D-	R	F	TP	A	TO	B	S	Min	
Gordon	f	2-4	0-0	1-2	2-0	2	3	5	0	0	2	0	20
Johnson	f	3-10	0-3	3-5	2-7	9	1	9	0	1	1	0	33
Scott	f	5-11	0-0	3-6	2-7	10	1	13	0	2	3	1	37
Booker	g	3-10	1-5	6-6	1-3	4	1	13	2	1	0	4	31
Dinwiddie	g	2-9	2-7	3-4	0-3	3	4	9	5	1	0	3	34
Talton	1-2	0-1	0-0	2-0	2	1	2	1	0	0	1	13	
Thomas	0-1	0-0	0-2	1-1	2	2	0	0	0	0	0	11	
Hopkins	5-8	2-4	1-2	1-0	1	2	13	0	2	0	0	21	
Team			1-0	1									
Totals		21-55	5-20	17-27	13-21	34	15	64	10	7	6	9	200

FG%	1st Hlf	9-26	34.6%	2nd Hlf	12-29	41.4%	Game	21-55	38.2%
3FG%	1st Hlf	4-13	30.8%	2nd Hlf	1-7	14.3%	Game	5-20	25.0%
FT%	1st Hlf	6-10	60.0%	2nd Hlf	11-17	64.7%	Game	17-27	63.0%
deadball rebounds:		5							

Oregon State	23	35	58
Colorado	28	36	64

Officials: Mike Reed, SirAllen Conner, Tom Nally
 Technicals: none.
 Attendance: 9851. Fouled out: Brandt.

Game #17 (Jan. 12)
15/17 Colorado at Washington
Seattle, Wash.

COLORADO (14-3, 3-1)

Player	FGs	3-pt	FT	O-D-	R	F	TP	A	TO	B	S	Min	
Gordon	f	5-7	0-0	1-2	7-6	13	1	11	0	2	4	0	27
Johnson	f	3-6	1-2	1-2	3-3	6	2	8	1	3	1	0	30
Scott	f	4-9	0-0	7-7	3-3	6	3	15	0	2	0	0	27
Booker	g	0-9	0-2	0-0	0-2	0	0	7	1	1	0	0	24
Dinwiddie	g	2-4	0-1	3-3	0-0								

Game #19 (Jan. 18)
USC at 21/22 Colorado
Boulder, Colo.

USC (9-9, 0-5)

Player	FGs	3-pt	FT	O-D-	R	F	TP	A	TO	B	S	Min		
Jovanovic	f	1-4	0-2	0-0	1-0	1	1	2	2	2	0	15		
Oraby	f	6-9	0-0	4-4	3-3	6	5	16	0	1	1	0	24	
Howard	g	2-8	0-3	1-1	0-1	1	1	5	3	1	0	0	33	
Jacobs	g	0-3	0-2	4-4	0-3	3	0	4	2	1	0	3	25	
Wesley	g	3-14	0-1	3-4	0-4	4	1	9	2	1	1	2	29	
Prince	g	1-2	0-0	2-2	0-0	0	0	4	0	0	0	0	5	
Bryan	g	0-0	0-0	0-0	0-0	0	0	0	0	1	0	0	0	4
Dukes	g	1-2	0-1	0-0	0-0	0	1	2	0	0	1	0	0	8
Gavrilovic	g	1-2	0-1	0-0	0-1	1	2	2	0	1	0	0	18	
Taylor	g	0-2	0-1	0-0	0-1	1	1	0	0	0	0	1	4	
Terrell	g	5-9	4-5	2-2	1-2	3	1	16	0	3	1	0	24	
Munoz	g	0-0	0-0	0-0	0-0	0	0	0	0	0	0	0	2	
Haley	g	1-2	0-0	0-0	0-2	2	2	2	0	0	0	0	13	
Team						0	1	1						
Totals		21-57	4-16	16-17	5-18	23	16	62	9	11	3	6	200	

FG%	1st Hlf	8-26	30.8%	2nd Hlf	13-31	41.9%	Game	21-57	36.8%
3FG%	1st Hlf	1-8	12.5%	2nd Hlf	3-8	37.5%	Game	4-16	25.0%
FT%	1st Hlf	6-6	100%	2nd Hlf	10-11	90.9%	Game	16-17	94.1%

deadball rebounds: 0

COLORADO (15-4, 4-2)

Player	FGs	3-pt	FT	O-D-	R	F	TP	A	TO	B	S	Min		
Gordon	f	2-3	1-2	0-0	4-4	8	1	5	2	2	5	1	22	
Johnson	f	4-9	1-1	1-1	0-1	1	0	10	0	0	1	0	23	
Scott	f	8-13	0-0	4-4	2-5	7	1	20	0	0	2	1	24	
Booker	g	3-5	1-2	6-6	0-4	4	1	13	6	2	1	1	25	
Hopkins	g	3-7	0-3	4-4	0-3	3	1	0	0	0	0	2	20	
Talton	g	1-3	0-2	0-0	0-2	2	2	2	3	0	0	1	18	
Stalzer	g	1-3	1-1	1-2	1-5	6	0	4	1	2	0	0	20	
Nelson	g	0-0	0-0	0-0	0-0	0	0	0	0	0	0	0	0	4
Thomas	g	3-4	0-1	1-3	1-1	2	4	7	0	3	0	0	18	
Gamble	g	1-1	1-1	0-0	0-0	0	0	3	0	0	0	0	3	
King	g	1-6	1-3	2-2	1-1	2	4	5	3	0	0	2	16	
Mills	g	2-3	0-0	0-0	1-4	5	1	4	0	1	1	0	11	
Team						1-2	3							
Total		29-57	6-16	19-22	11-32	43	15	83	15	12	10	8	200	

FG%	1st Hlf	15-31	48.4%	2nd Hlf	14-26	53.8%	Game	29-57	50.9%
3FG%	1st Hlf	3-10	30.0%	2nd Hlf	3-6	50.0%	Game	6-16	37.5%
FT%	1st Hlf	7-7	100%	2nd Hlf	12-15	80.0%	Game	19-22	86.4%

deadball rebounds: 2

USC	23	39	62
Colorado	40	43	83

Officials: Mike Reed, Tommy Nunez, Deldre Carr
 Technicals: USC-TEAM.
 Attendance: 9583. Fouled out: Oraby.

Game #22 (Feb. 1)
Utah at -RV Colorado
Boulder, Colo.

UTAH (14-7, 3-6)

Player	FGs	3-pt	FT	O-D-	R	F	TP	A	TO	B	S	Min		
Loveridge	f	2-11	0-5	0-0	1-3	4	1	4	5	0	0	1	38	
Bachynski	c	2-2	0-0	1-1	1-1	2	3	5	1	2	1	0	13	
Taylor	g	6-13	5-9	0-0	0-0	0	0	17	1	1	0	0	38	
Tucker	g	3-5	3-5	2-2	0-2	2	2	11	1	0	0	0	25	
Wright	g	5-12	1-2	6-6	1-2	3	5	17	11	3	0	7	43	
Pnwas	g	0-0	0-0	0-0	0-0	0	0	0	0	0	0	0	0	4
Lenz	g	2-5	0-0	1-2	2-0	2	2	5	0	0	0	0	13	
Fields	g	4-6	1-2	0-0	0-1	1	3	9	2	1	0	1	16	
Eastman	g	0-0	0-0	0-0	0-0	0	0	0	0	0	0	0	1	
Ogbe	g	1-3	1-1	0-0	0-1	1	2	3	0	2	0	0	9	
Olsen	g	2-6	0-0	0-0	5-3	8	5	4	0	3	3	0	25	
Team						1-0	1							
Totals		27-63	11-24	10-11	11-13	24	23	75	21	12	4	9	225	

FG%	1st Hlf	12-28	42.9%	2nd Hlf	11-23	47.8%	OT	4-12	33.3%	Game	27-63	42.9%
3FG%	1st Hlf	5-9	55.6%	2nd Hlf	4-8	50.0%	OT	2-7	28.6%	Game	11-24	45.8%
FT%	1st Hlf	8-8	100%	2nd Hlf	2-3	66.7%	OT	0-0	0.0%	Game	10-11	90.9%

deadball rebounds: 1

COLORADO (16-6, 5-4)

Player	FGs	3-pt	FT	O-D-	R	F	TP	A	TO	B	S	Min	
Gordon	f	5-9	1-2	1-2	3-3	6	0	12	0	1	0	0	36
Johnson	f	2-6	0-2	7-10	4-6	10	3	11	2	2	0	2	37
Scott	f	6-11	0-0	8-8	5-5	10	2	20	0	2	3	1	40
Booker	g	5-16	1-6	7-10	2-6	8	0	18	7	4	0	1	43
Hopkins	g	0-1	0-1	0-0	1-0	1	2	0	0	3	0	0	5
Talton	g	5-8	4-5	0-0	0-3	3	2	14	1	1	2	1	22
Stalzer	g	2-4	0-1	0-0	0-0	0	1	4	1	0	0	1	22
Thomas	g	0-1	0-1	0-0	1-0	1	3	0	1	0	0	0	13
King	g	0-0	0-0	0-0	0-1	1	0	0	0	0	0	0	4
Mills	g	0-0	0-0	0-0	1-0	1	0	0	1	0	0	0	3
Team						0-1	1						
Total		25-56	6-18	23-30	17-25	42	13	79	15	15	5	6	225

FG%	1st Hlf	12-24	50.0%	2nd Hlf	10-29	34.5%	OT	3-1	100%	Game	25-56	44.6%
3FG%	1st Hlf	3-8	37.5%	2nd Hlf	2-9	22.2%	OT	1-1	100%	Game	6-18	33.3%
FT%	1st Hlf	4-6	66.7%	2nd Hlf	12-14	85.7%	OT	7-10	70.0%	Game	23-30	76.7%

deadball rebounds: 8

Utah	37	28	10	75
Colorado	31	34	14	79

Officials: Verne Harris, Ken Ditty, Brett Nansel
 Technicals: none.
 Attendance: 9607. Fouled out: Olsen, Wright.

Game #20 (Jan. 23)
RV/RV Colorado at 1/1 Arizona
Tucson, Ariz.

COLORADO (15-5, 4-3)

Player	FGs	3-pt	FT	O-D-	R	F	TP	A	TO	B	S	Min	
Gordon	f	0-6	0-0	0-0	3-3	6	1	0	0	2	2	0	24
Johnson	f	7-12	4-5	3-3	1-1	2	3	21	0	3	0	0	34
Scott	f	5-11	0-0	5-5	3-8	11	2	15	0	3	0	1	35
Booker	g	4-13	0-3	3-4	0-3	3	1	11	4	2	0	1	34
Hopkins	g	1-5	0-2	0-0	1-1	2	1	2	1	2	1	0	22
Talton	g	1-1	0-0	2-2	0-0	0	1	4	1	5	0	0	16
Stalzer	g	0-0	0-0	0-0	0-0	0	4	0	0	0	0	0	6
Thomas	g	2-4	0-1	0-0	0-4	4	2	4	0	0	0	0	23
King	g	0-0	0-0	0-0	1-1	1	0	0	0	0	0	0	6
Team						2-1	3						
Totals		20-52	4-11	13-14	10-22	32	15	57	6	16	2	2	200

FG%	1st Hlf	8-27	29.6%	2nd Hlf	12-25	48.0%	Game	20-52	38.5%
3FG%	1st Hlf	1-3	33.3%	2nd Hlf	3-8	37.5%	Game	4-11	36.4%
FT%	1st Hlf	7-7	100%	2nd Hlf	6-7	85.7%	Game	13-14	92.9%

deadball rebounds: 1

ARIZONA (19-0, 6-0)

Player	FGs	3-pt	FT	O-D-	R	F	TP	A	TO	B	S	Min	
Gordon	f	6-12	0-1	0-0	1-3	4	2	12	3	0	0	2	32
Ashley	f	6-7	1-1	2-2	0-4	4	3	15	1	3	1	2	31
Tarczewski	c	3-4	0-0	1-2	3-5	8	2	7	2	0	1	0	26
McConnell	g	1-5	0-2	0-1	1-2	3	3	2	3	1	1	2	30
Johnson	g	7-14	0-3	4-6	2-1	3	1	18	3	2	1	0	33
York	g	3-9	2-7	1-2	0-2	2	1	9	3	0	0	0	21
Mayes	g	1-2	0-0	1-1	0-0	0	0	2	0	0	0	0	2
Hollis-Jefferson	g	2-6	0-1	0-0	2-3	5	3	4	1	1	1	2	25
Team						2-1	3						
Total		29-59	3-15	8-14	11-21	32	16	69	16	7	5	8	200

FG%	1st Hlf	15-37	40.5%	2nd Hlf	12-22	54.5%	Game	29-59	49.2%
3FG%	1st Hlf	3-11	27.3%	2nd Hlf	0-4	0.0%	Game	3-15	20.0%
FT%	1st Hlf	2-4	50.0%	2nd Hlf	6-10	60.0%	Game	8-14	57.1%

deadball rebounds: 3, 1

Colorado	24	33	57
Arizona	39	30	69

Officials: Dick Cartmell, John Higgins, Larry Spaulding
 Technicals: none.
 Attendance: 14545. Fouled out: none.

Game #23 (Feb. 5)
Washington State at Colorado
Boulder, Colo.

WASHINGTON STATE (9-13, 2-8)

Player	FGs	3-pt	FT	O-D-	R	F	TP	A	TO	B	S	Min	
Longrus	f	1-2	0-0	0-0	1-2	3	4	2	1	1	0	0	24
Shelton	f	2-6	1-3	0-2	1-10	11	3	5	4	1	1	3	29
Woolridge	g	1-1	0-0	0-0	0-0	0	1	2	1	4	0	0	20
Lacy	g	10-19	8-13	6-6	1-2	3	1	34	2	2	0	0	37
Johnson	g	2-11	2-7	2-2	0-2	2	3	8	1	1	0	1	29
Iroegbu	g	4-6	2-3	0-0	0-3	3	4	10	6	3	0	1	23
Dilorio	g												

Game #25 (Feb. 13)
-/RV Colorado at RV/RV UCLA
Los Angeles, Calif.

COLORADO (18-7, 7-5)

Player	FGs	3-pt	FT	O-D-	R	F TP	A	TO	B	S	Min
Johnson	f 5-12	2-7	2-4	1-8	9	1 14	0	0	1	0	36
Thomas	f 1-5	0-1	2-2	2-2	4	4 4	1	3	0	2	27
Scott	f 8-12	0-0	4-5	2-3	5	1 20	2	3	1	1	37
Booker	g 6-16	2-7	2-2	0-0	0	3 16	12	2	0	2	37
Talton	g 3-6	3-5	1-2	0-2	2	1 10	0	4	0	2	29
Stalzer	1-1	0-0	0-0	0-1	1	1 2	0	0	0	0	6
Hopkins	4-7	0-1	0-0	0-0	2	2 8	2	0	0	0	21
King	0-2	0-2	0-0	0-1	1	0 0	0	0	0	0	4
Mills	0-0	0-0	0-0	0-1	1	0 0	0	0	0	0	3
Team			3-1		4						
Totals	28-61	7-23	11-15	8-19	27	13 74	17	12	2	7	200

FG%	1st Hlf	16-29	55.2%	2nd Hlf	12-32	37.5%	Game	28-61	45.9%
3FG%	1st Hlf	4-8	50.0%	2nd Hlf	3-15	20.0%	Game	7-23	30.4%
FT%	1st Hlf	4-5	80.0%	2nd Hlf	7-10	70.0%	Game	11-15	73.3%

UCLA (19-5, 8-3)

Player	FGs	3-pt	FT	O-D-	R	F TP	A	TO	B	S	Min
Wear, D.	f 3-6	1-3	0-0	0-2	2	3 7	0	0	0	0	22
Wear, T.	f 6-6	1-1	0-0	3-4	7	1 13	0	0	3	1	30
Adams	g 6-13	0-5	5-5	2-5	7	2 17	4	3	0	3	34
Powell	g 4-8	2-4	0-0	0-3	3	2 10	4	1	0	2	27
Anderson	g 7-12	2-2	6-7	0-7	7	0 22	11	1	1	0	36
Bail	0-0	0-0	0-0	0-0	0	0 0	0	0	0	0	2
LaVine	1-6	1-2	0-0	0-1	1	2 3	1	3	1	0	19
Alford	5-8	4-5	0-0	0-3	3	0 14	2	1	0	0	19
Parker	3-3	0-0	0-0	2-3	5	3 6	0	2	1	0	11
Team			1-1		2						
Total	35-62	11-22	11-12	8-29	37	13 92	25	11	6	6	200

FG%	1st Hlf	15-30	50.0%	2nd Hlf	20-32	62.5%	Game	35-62	56.5%
3FG%	1st Hlf	3-10	30.0%	2nd Hlf	8-12	66.7%	Game	11-22	50.0%
FT%	1st Hlf	3-4	75.0%	2nd Hlf	8-8	100%	Game	11-12	91.7%

Colorado	40	34	74
UCLA	36	56	92

Officials: Randy McCall, Gregory Nixon, Michael Greenstein
 Technicals: none.
 Attendance: 8431. Fouled out: none.

Game #28 (Feb. 22)
4/4 Arizona at Colorado
Boulder, Colo.

ARIZONA (25-2, 12-2)

Player	FGs	3-pt	FT	O-D-	R	F TP	A	TO	B	S	Min
Gordon	f 10-13	2-2	1-3	3-5	8	3 23	0	0	1	0	27
Tarczewski	c 5-7	0-0	3-5	1-5	6	4 13	2	3	1	0	26
York	g 1-4	1-3	1-2	0-10	10	3 4	2	0	0	0	30
McConnell	g 3-7	1-3	2-2	0-1	1	1 9	10	0	0	4	31
Johnson	g 8-15	1-5	3-4	1-4	5	1 20	6	1	0	1	34
Mayes	1-1	0-0	0-0	0-0	0	1 2	3	0	0	2	7
Hollis-Jefferson	2-5	0-0	0-3	0-2	2	5 4	0	1	1	0	15
Pitts	2-3	2-3	0-0	0-1	1	0 6	0	0	0	0	13
Korcheck	1-1	0-0	0-0	0-2	2	3 2	0	0	0	0	12
Peters	0-0	0-0	0-0	0-0	0	0 0	0	1	0	0	3
Hazzard	2-2	1-1	0-0	0-0	0	0 5	1	0	0	1	2
Team			2-1		3						
Totals	35-58	8-17	10-19	7-31	38	21 88	24	6	3	8	200

FG%	1st Hlf	13-32	40.6%	2nd Hlf	22-26	84.6%	Game	35-68	60.3%
3FG%	1st Hlf	2-8	25.0%	2nd Hlf	6-9	66.7%	Game	8-17	47.1%
FT%	1st Hlf	3-10	30.0%	2nd Hlf	7-9	77.8%	Game	10-19	52.6%

COLORADO (20-7, 9-5)

Player	FGs	3-pt	FT	O-D-	R	F TP	A	TO	B	S	Min
Johnson	f 1-10	0-3	3-4	1-5	6	2 5	0	1	0	0	29
Thomas	f 3-5	0-0	1-3	2-1	3	2 7	1	2	0	0	18
Mills	c 1-2	1-1	2-2	0-0	0	2 5	0	0	0	1	7
Booker	g 4-14	0-3	2-4	1-3	4	0 10	3	2	0	1	31
Talton	g 1-3	0-1	2-3	0-4	4	0 4	1	1	1	0	31
Gordon	1-1	0-0	2-3	2-2	4	4 4	0	0	0	0	13
Stalzer	1-1	0-0	2-3	0-1	1	1 4	0	0	0	0	11
Gamble	0-0	0-0	0-0	0-0	0	0 1	0	1	0	0	3
Hopkins	1-5	1-2	1-2	0-0	0	1 4	0	0	0	0	21
King	0-0	0-0	0-0	0-0	0	0 0	0	1	0	0	3
Scott	4-11	0-0	10-10	4-4	8	1 18	0	1	0	1	33
Team			0-0		0						
Total	17-52	2-10	25-33	10-20	30	13 61	6	9	1	3	200

FG%	1st Hlf	6-27	22.2%	2nd Hlf	11-25	44.0%	Game	17-52	32.7%
3FG%	1st Hlf	1-6	16.7%	2nd Hlf	1-4	25.0%	Game	2-10	20.0%
FT%	1st Hlf	12-18	66.7%	2nd Hlf	13-15	86.7%	Game	25-33	75.8%

Arizona	31	57	88
Colorado	25	36	61

Officials: Mike Scyphers, Kevin Brill, Randy Heimerman
 Technicals: none.
 Attendance: 11,025. Fouled out: Hollis-Jefferson.

Game #26 (Feb. 16)
-/RV Colorado at USC
Los Angeles, Calif.

COLORADO (19-7, 8-5)

Player	FGs	3-pt	FT	O-D-	R	F TP	A	TO	B	S	Min
Johnson	f 6-11	3-5	5-6	1-3	4	5 20	1	0	0	0	25
Scott	f 7-13	0-0	3-4	3-5	8	4 17	1	1	3	1	33
Thomas	f 1-2	0-0	1-2	0-3	3	4 3	2	5	1	0	21
Booker	g 7-15	1-4	3-3	1-7	8	2 18	6	6	0	2	34
Talton	g 4-5	2-3	4-7	1-6	7	3 14	3	0	0	0	32
Gordon	0-0	0-0	0-0	0-2	2	2 0	1	0	1	1	11
Stalzer	0-0	0-0	0-0	0-0	0	1 0	0	1	0	0	15
Hopkins	3-8	2-5	2-3	0-1	1	2 10	4	1	0	3	23
King	0-0	0-0	1-2	0-0	0	1 1	0	3	0	0	3
Mills	0-1	0-0	0-0	0-0	0	0 0	0	0	0	0	3
Team			0-1		1						
Totals	28-56	8-17	19-27	6-28	34	24 83	18	17	4	7	200

FG%	1st Hlf	15-28	53.6%	2nd Hlf	13-28	46.4%	Game	28-56	50.0%
3FG%	1st Hlf	5-10	50.0%	2nd Hlf	3-7	42.9%	Game	8-17	47.1%
FT%	1st Hlf	5-7	71.4%	2nd Hlf	14-20	70.0%	Game	19-27	70.4%

USC (10-15, 1-11)

Player	FGs	3-pt	FT	O-D-	R	F TP	A	TO	B	S	Min
Gavrilovic	f 1-3	0-1	1-4	2-3	5	0 3	0	0	0	0	22
Wesley	f 6-14	1-4	8-10	3-5	8	2 21	2	4	0	3	38
Haley	c 0-1	0-0	0-0	1-1	2	2 0	1	1	0	0	12
Bryan	g 2-2	0-0	4-5	0-0	0	5 8	1	1	0	1	20
Dukes	g 1-3	1-2	0-0	0-0	0	5 8	1	1	0	1	11
Prince	1-4	0-0	4-6	5-0	5	1 6	0	0	0	0	10
Jacobs	2-4	0-1	2-2	0-3	3	2 6	0	2	0	1	22
Taylor	0-1	0-1	0-0	0-0	0	0 0	0	0	0	0	3
Terrell	6-17	1-5	1-2	0-4	4	2 14	0	1	0	1	27
Pflueger	1-1	0-0	0-0	0-1	1	1 2	0	0	0	0	1
Munoz	0-0	0-0	0-0	0-0	0	0 0	0	0	0	0	1
Jovanovic	1-5	0-0	1-0	1-0	1	2 2	0	1	0	0	10
Oraby	2-7	0-0	5-7	3-6	9	4 9	2	5	1	0	23
Team			1-1		2						
Total	23-62	3-15	25-36	16-24	40	23 57	6	17	1	8	200

FG%	1st Hlf	11-24	45.8%	2nd Hlf	12-38	31.6%	Game	23-62	37.1%
3FG%	1st Hlf	1-4	25.0%	2nd Hlf	0-4	0.0%	Game	3-15	20.0%
FT%	1st Hlf	9-13	69.2%	2nd Hlf	16-23	69.6%	Game	25-36	69.4%

Colorado	40	43	83
USC	32	42	74

Officials: Larry Spaulding, Frank Harvey III, Deron White
 Technicals: none.
 Attendance: 3187. Fouled out: Johnson, Bryan.

Game #29 (Mar. 1)
Colorado at Utah
Salt Lake City, Utah

COLORADO (20-9, 9-7)

Player	FGs	3-pt	FT	O-D-	R	F TP	A	TO	B	S	Min
Johnson	f 4-8	1-3	1-1	0-4	4	4 10	2	4	0	2	10
Thomas	f 3-6	1-3	1-2	0-1	1	4 8	0	2	0	0	15
Scott	f 4-7	0-0	9-9	2-5	7	3 17	2	1			

Game #31 (Mar. 8)
Colorado at California
Berkeley, Calif.

COLORADO (21-10, 10-8)

Player	FGs	3-pt	FT	O-D-	R	F	TP	A	TO	B	S	Min
Gordon	f 4-10	0-1	0-0	4-7	11	4	8	2	3	0	1	37
Johnson	f 8-15	3-4	5-6	3-3	6	1	24	0	0	0	0	43
Scott	f 3-9	0-1	4-8	4-6	10	0	10	2	3	2	0	40
Booker	g 5-13	1-5	0-0	0-7	7	3	11	2	3	0	0	39
Talton	g 2-5	1-2	0-0	0-2	2	3	5	2	1	0	0	30
Stalzer	0-0	0-0	0-0	0-0	0	0	0	0	0	0	0	4
Thomas	1-5	0-1	0-0	0-1	1	2	2	0	1	0	0	13
Hopkins	2-5	1-4	0-2	1-2	3	2	5	2	2	1	1	19
Team				2-3	5							
Totals	25-62	6-18	9-14	14-31	45	15	65	8	12	3	2	225

FG%	1st Hlf	13-29	44.8%	2nd Hlf	10-26	38.5%	OT	2-7	28.6%	Game	25-62	41.2%
3FG%	1st Hlf	3-7	42.9%	2nd Hlf	3-9	33.3%	OT	0-2	0.0%	Game	6-18	23.1%
FT%	1st Hlf	2-2	100%	2nd Hlf	5-10	50.0%	OT	2-2	100%	Game	9-14	68.4%
deadball rebounds:	4,1											

CALIFORNIA (19-12, 10-8)

Player	FGs	3-pt	FT	O-D-	R	F	TP	A	TO	B	S	Min	
Solomon	f 6-10	0-0	2-4	4-8	12	1	14	2	1	4	0	40	
Kravish	f 6-12	0-1	2-2	6-6	12	2	14	3	1	1	0	42	
Cobbs	g 5-17	3-5	8-8	0-1	1	21	4	0	0	0	2	45	
Wallace	g 1-5	1-3	1-3	1-4	5	4	4	0	3	0	2	33	
Kreklow	g 1-8	0-5	1-2	0-2	2	0	3	6	0	0	1	34	
Behrens	0-0	0-0	0-0	0-0	0	0	0	0	0	0	1	3	
Matthews	1-4	1-3	0-0	1-0	1	4	3	0	0	0	0	9	
Powers	0-2	0-0	0-0	0-0	0	0	0	0	0	0	0	2	
Bird	3-7	1-4	0-0	0-0	0	0	7	1	0	0	2	0	17
Team				1-1	2								
Total	23-65	6-21	14-19	13-22	35	12	66	16	5	8	5	225	

FG%	1st Hlf	13-29	39.3%	2nd Hlf	12-30	40.0%	OT	0-7	0.0%	Game	23-65	35.4%
3FG%	1st Hlf	4-11	36.4%	2nd Hlf	2-9	22.2%	OT	0-1	0.0%	Game	6-21	28.6%
FT%	1st Hlf	2-2	100%	2nd Hlf	5-6	83.3%	OT	7-9	77.8%	Game	14-19	73.7%
deadball rebounds:	0											

Colorado	31	28	6	65
California	28	31	7	66

Officials: Mike Scypfers, Deron White, Jeff Wooten
 Technicals: none.
 Attendance: 9422. Fouled out: none.

Game #32 (Mar. 14)
USC vs. Colorado
Las Vegas, Nev./Pac-12 Tournament 1st Rd.

USC (11-21)

Player	FGs	3-pt	FT	O-D-	R	F	TP	A	TO	B	S	Min
Jovanovic	f 1-2	0-0	0-0	1-2	3	3	2	0	1	0	0	20
Oraby	c 4-6	0-0	2-2	5-2	7	4	10	0	1	3	1	23
Howard	g 3-13	1-9	0-0	0-2	2	2	7	5	2	1	2	33
Terrell	g 2-8	1-4	0-0	0-2	2	3	5	1	2	1	1	24
Wesley	g 8-15	2-5	5-8	0-2	2	1	23	2	0	1	0	36
Bryan	0-0	0-0	0-0	0-0	0	1	0	0	0	0	0	1
Jacobs	2-6	1-4	0-0	0-4	4	1	5	3	1	1	1	28
Gavrilovic	1-3	0-0	0-0	1-4	5	1	2	0	0	0	0	18
Haley	1-2	0-0	0-0	0-0	2	2	2	0	1	0	0	17
Team				0-2	2							
Totals	25-62	6-18	9-14	14-31	45	15	65	8	12	3	2	200

FG%	1st Hlf	11-28	39.3%	2nd Hlf	11-27	40.7%	Game	22-55	40.0%
3FG%	1st Hlf	1-8	12.5%	2nd Hlf	4-14	28.6%	Game	5-22	22.7%
FT%	1st Hlf	4-5	80.0%	2nd Hlf	3-5	60.0%	Game	7-10	70.0%
deadball rebounds:	1,1								

COLORADO (22-10)

Player	FGs	3-pt	FT	O-D-	R	F	TP	A	TO	B	S	Min
Gordon	f 4-6	0-0	0-0	2-4	6	2	8	1	2	1	1	30
Johnson	f 4-6	2-2	1-5	0-3	3	0	11	0	2	0	0	32
Scott	f 4-14	0-0	5-8	4-5	9	3	13	1	3	0	0	33
Booker	g 9-17	0-1	3-3	2-5	7	1	21	4	1	0	0	37
Talton	2-4	0-2	0-0	0-3	3	2	4	0	2	0	1	32
Stalzer	0-1	0-1	0-0	0-1	1	0	0	0	1	0	0	4
Fletcher	0-1	0-1	0-0	0-0	0	1	0	0	0	0	0	3
Thomas	1-2	0-1	0-0	0-1	1	2	0	0	0	0	0	14
Hopkins	0-1	0-1	0-0	0-5	5	3	0	1	3	0	1	14
Mills	0-0	0-0	0-0	0-0	0	0	0	0	0	0	0	1
Team				2-1	3							
Total	24-52	2-9	9-16	10-28	38	13	59	8	13	1	3	200

FG%	1st Hlf	13-25	52.0%	2nd Hlf	11-27	40.7%	Game	24-52	46.2%
3FG%	1st Hlf	2-7	28.6%	2nd Hlf	0-2	0.0%	Game	2-9	22.2%
FT%	1st Hlf	1-5	20.0%	2nd Hlf	8-11	72.7%	Game	9-16	56.3%
deadball rebounds:	4								

USC	27	29	56
Colorado	29	30	59

Officials: Chris Rastatter, Tommy Nunez, Kevin Brill
 Technicals: none.
 Attendance: 8734. Fouled out: none.

Game #33 (Mar. 15)
Colorado vs. California
Las Vegas, Nev./Pac-12 Tourney Quarters

COLORADO (23-10)

Player	FGs	3-pt	FT	O-D-	R	F	TP	A	TO	B	S	Min
Gordon	f 1-3	0-0	0-1	3-3	6	1	2	0	2	2	0	33
Johnson	f 4-7	2-4	0-0	2-6	8	0	10	1	1	0	0	29
Scott	f 3-8	0-1	5-7	1-5	6	1	11	1	3	1	1	32
Booker	g 7-15	1-5	2-2	0-3	3	2	17	3	2	0	0	35
Talton	g 5-8	3-5	0-0	0-3	3	2	13	1	1	0	1	35
Stalzer	0-3	0-2	1-2	1-0	1	1	1	0	0	0	1	9
Fletcher	0-1	0-1	0-0	0-0	0	0	0	0	0	0	0	3
Thomas	1-3	0-1	0-0	1-0	1	2	1	2	0	0	0	10
Hopkins	1-2	0-1	1-2	0-3	3	4	3	3	1	0	1	14
Team				2-5	7							
Totals	25-62	6-18	9-14	14-31	45	15	65	8	12	3	2	200

FG%	1st Hlf	12-28	42.9%	2nd Hlf	10-22	45.5%	Game	22-50	44.4%
3FG%	1st Hlf	4-14	28.6%	2nd Hlf	2-6	33.3%	Game	6-20	30.0%
FT%	1st Hlf	3-5	75.0%	2nd Hlf	6-10	60.0%	Game	9-14	64.3%
deadball rebounds:	1,1								

CALIFORNIA (19-13)

Player	FGs	3-pt	FT	O-D-	R	F	TP	A	TO	B	S	Min
Solomon	f 2-5	0-0	0-1	3-13	16	4	4	1	1	2	1	38
Kravish	f 5-7	0-0	0-0	0-3	3	2	10	0	0	4	1	37
Cobbs	g 7-15	2-6	5-5	2-2	4	0	21	5	4	0	3	36
Wallace	g 5-11	1-5	2-6	1-1	2	3	13	2	3	0	3	31
Kreklow	g 2-6	2-6	0-0	1-0	1	1	6	0	1	0	0	24
Singer	0-2	0-1	0-0	0-1	1	0	2	0	0	0	0	10
Behrens	0-0	0-0	0-0	0-0	0	0	0	0	0	0	0	1
Matthews	1-5	0-3	0-0	0-0	0	2	2	0	0	0	0	16
Bird	0-2	0-1	0-0	0-0	0	0	0	0	0	0	0	7
Team				0-2	2							
Total	22-53	5-22	7-12	7-22	29	12	56	10	9	6	8	200

FG%	1st Hlf	10-26	38.5%	2nd Hlf	12-27	44.4%	Game	22-53	41.5%
3FG%	1st Hlf	2-12	16.7%	2nd Hlf	3-10	30.0%	Game	5-22	22.7%
FT%	1st Hlf	0-1	0.0%	2nd Hlf	7-11	63.6%	Game	7-12	58.3%
deadball rebounds:	0								

Colorado	31	28	59
California	22	34	56

Officials: Randy McCall, Dick Cartmell, Glen Mayberry
 Technicals: none.
 Attendance: 12916. Fouled out: none.

Game #34 (Mar. 14)
Colorado vs. 4/4 Arizona
Las Vegas, Nev./Pac-12 Tourney Semifinal

COLORADO (23-11)

Player	FGs	3-pt	FT	O-D-	R	F	TP	A	TO	B	S	Min
Gordon	f 0-1	0-0	2-2	0-2	2	3	2	0	1	0	0	14
Johnson	f 4-11	2-3	1-3	2-3	5	3	11	0	2	0	0	32
Scott	f 2-9	0-0	0-0	1-1	2	0	4	0	3	1	1	34
Booker	g 4-14	0-1	4-5	2-4	6	0	12	2	1	0	1	27
Talton	g 2-6	2-4	2-2	0-3	3	2	8	2	1	0	1	34</

2013-2014 Colorado Basketball
Colorado Combined Team Statistics (as of Mar 16, 2014)
Home games

RECORD:	OVERALL	HOME	AWAY	NEUTRAL
ALL GAMES	16-2	16-2	0-0	0-0
CONFERENCE	7-2	7-2	0-0	0-0
NON-CONFERENCE	9-0	9-0	0-0	0-0

#	Player	gp-gs	min	avg	Total		3-Point		F-Throw		Rebounds					pts	avg					
					fg-fga	fg%	3fg-fga	3fg%	ft-fa	ft%	off	def	tot	avg	pf			dq	a	to	blk	stl
00	Booker, Askia	18-18	525	29.2	90-209	.431	25-69	.362	71-87	.816	11	59	70	3.9	31	0	60	42	2	23	276	15.3
40	Scott, Josh	18-17	542	30.1	82-150	.547	0-0	.000	89-109	.817	53	102	155	8.6	25	0	11	21	26	13	253	14.1
02	Johnson, Xavier	16-16	485	30.3	63-140	.450	15-45	.333	53-81	.654	31	80	111	6.9	23	0	15	26	6	16	194	12.1
25	Dinwiddie, Spencer	11-11	349	31.7	38-77	.494	20-42	.476	78-90	.867	7	34	41	3.7	24	0	45	23	3	18	174	15.8
01	Gordon, Wesley	15-13	376	25.1	37-70	.529	2-6	.333	32-49	.653	38	54	92	6.1	26	0	18	24	25	5	108	7.2
23	Hopkins, Jaron	18-7	336	18.7	31-84	.369	10-36	.278	18-33	.545	14	40	54	3.0	37	0	19	24	1	13	90	5.0
03	Talton, Xavier	18-4	334	18.6	30-68	.441	13-35	.371	13-20	.650	8	30	38	2.1	34	1	32	21	5	8	86	4.8
13	Thomas, Dustin	18-3	262	14.6	26-56	.464	4-18	.222	21-36	.583	18	32	50	2.8	41	1	12	22	2	4	77	4.3
10	Fletcher, Tre'Shaun	10-0	99	9.9	13-23	.565	4-13	.308	7-13	.538	5	10	15	1.5	12	0	2	5	0	3	37	3.7
24	King, George	16-0	111	6.9	9-28	.321	3-12	.250	13-19	.684	4	27	31	1.9	10	0	4	9	1	4	34	2.1
32	Mills, Ben	13-1	63	4.8	9-15	.600	1-1	1.000	6-8	.750	5	9	14	1.1	8	0	3	3	1	1	25	1.9
05	Stalzer, Eli	13-0	114	8.8	7-17	.412	2-7	.286	7-11	.636	2	10	12	0.9	9	0	3	8	0	5	23	1.8
15	Brady, Brett	3-0	7	2.3	2-3	.667	2-3	.667	0-0	.000	1	0	1	0.3	0	0	0	0	0	0	6	2.0
12	Nelson, Kevin	7-0	11	1.6	1-2	.500	1-2	.500	0-0	.000	0	1	1	0.1	1	0	0	0	0	0	3	0.4
14	Gamble, Beau	7-0	11	1.6	1-3	.333	1-3	.333	0-0	.000	0	4	4	0.6	1	0	6	1	0	0	3	0.4
	Team										9	10	19				5					
	Total.....	18	3625		439-945	.465	103-292	.353	408-556	.734	206	502	708	39.3	282	2	230	234	72	113	1389	77.2
	Opponents.....	18	3625		437-1050	.416	148-399	.371	199-291	.684	158	369	527	29.3	404	-	239	218	38	125	1221	67.8

TEAM STATISTICS	COLO	OPP	Date	Opponent	Score	Att.
SCORING	1389	1221	11/10/13	UT MARTIN	w 91-65	8408
Points per game	77.2	67.8	11/13/13	WYOMING	w 63-58	9429
Scoring margin	+9.3	-	11/16/13	JACKSON STATE	w 94-70	9042
FIELD GOALS-ATT	439-945	437-1050	11/18/13	ARKANSAS STATE	w 93-70	8204
Field goal pct	.465	.416	11/21/13	SANTA BARBARA	w 76-68	8488
3 POINT FG-ATT	103-292	148-399	11/24/13	HARVARD	w 70-62	9770
3-point FG pct	.353	.371	12/07/13	KANSAS	w 75-72	11113
3-pt FG made per game	5.7	8.2	12/13/13	ELON	w 80-63	8831
FREE THROWS-ATT	408-556	199-291	12/28/13	GEORGIA	w 84-70	10848
Free throw pct	.734	.684	* 01/02/14	OREGON STATE	w 64-58	9851
F-Throws made per game	22.7	11.1	* 01/05/14	OREGON	w 100-91	10398
REBOUNDS	708	527	* 01/16/14	UCLA	L 56-69	10802
Rebounds per game	39.3	29.3	* 01/18/14	USC	w 83-62	9583
Rebounding margin	+10.1	-	* 02/01/14	UTAH	wot 79-75	9607
ASSISTS	230	239	* 02/05/14	WASHINGTON STATE	w 68-63	8903
Assists per game	12.8	13.3	* 02/09/14	WASHINGTON	w 91-65	9461
TURNOVERS	234	218	* 02/19/14	ARIZONA STATE	w 61-52	9666
Turnovers per game	13.0	12.1	* 02/22/14	ARIZONA	L 61-88	11025
Turnover margin	-0.9	-				
Assist/turnover ratio	1.0	1.1				
STEALS	113	125				
Steals per game	6.3	6.9				
BLOCKS	72	38				
Blocks per game	4.0	2.1				
ATTENDANCE	173429	0				
Home games-Avg/Game	18-9635	0-0				
Neutral site-Avg/Game	-	0-0				

^ = Dallas, Texas (American Airlines Center)

= Las Vegas, Nev. (MGM Grand Garden Arena)

* = Pac-12 Conference

^ = Pac-12 Conference Tournament (Las Vegas, Nev.; MGM Grand Garden Arena)

Score by Periods	1st	2nd	OT	Totals
Colorado	640	735	14	1389
Opponents	563	648	10	1221

2013-2014 Colorado Basketball
Colorado Combined Team Statistics (as of Mar 16, 2014)
Away games

RECORD:	OVERALL	HOME	AWAY	NEUTRAL
ALL GAMES	5-6	0-0	5-6	0-0
CONFERENCE	3-6	0-0	3-6	0-0
NON-CONFERENCE	2-0	0-0	2-0	0-0

##	Player	gp-gs	min	avg	Total		3-Point		F-Throw		Rebounds				pf	dq	a	to	blk	stl	pts	avg
					fg-fga	fg%	3fg-fga	3fg%	ft-fa	ft%	off	def	tot	avg								
40	Scott, Josh	11-11	368	33.5	55-105	.524	0-1	.000	53-64	.828	32	62	94	8.5	27	0	7	16	11	8	163	14.8
02	Johnson, Xavier	11-11	339	30.8	51-107	.477	15-39	.385	31-47	.660	19	36	55	5.0	30	2	10	20	4	6	148	13.5
00	Booker, Askia	11-11	348	31.6	41-132	.311	8-47	.170	30-38	.789	2	32	34	3.1	24	0	43	36	0	18	120	10.9
23	Hopkins, Jaron	11-2	209	19.0	25-60	.417	12-30	.400	5-12	.417	4	13	17	1.5	26	1	12	12	2	10	67	6.1
03	Talton, Xavier	11-5	248	22.5	17-47	.362	9-24	.375	11-17	.647	3	25	28	2.5	17	0	20	17	1	9	54	4.9
25	Dinwiddie, Spencer	4-4	113	28.3	15-28	.536	3-11	.273	15-18	.833	0	4	4	1.0	2	0	12	4	0	6	48	12.0
01	Gordon, Wesley	10-8	255	25.5	18-47	.383	1-2	.500	8-17	.471	27	36	63	6.3	18	0	8	15	13	6	45	4.5
13	Thomas, Dustin	11-3	179	16.3	15-37	.405	1-10	.100	7-15	.467	11	17	28	2.5	29	0	5	19	1	3	38	3.5
05	Stalzer, Eli	10-0	86	8.6	6-9	.667	3-4	.750	3-5	.600	3	4	7	0.7	8	0	3	3	0	1	18	1.8
10	Fletcher, Tre'Shaun	4-0	36	9.0	3-11	.273	0-6	.000	4-4	1.000	3	5	8	2.0	6	0	0	2	2	0	10	2.5
24	King, George	8-0	32	4.0	2-8	.250	1-6	.167	1-2	.500	0	9	9	1.1	4	0	1	3	0	0	6	0.8
32	Mills, Ben	7-0	27	3.9	2-7	.286	0-0	.000	2-2	1.000	2	3	5	0.7	2	0	0	2	0	0	6	0.9
14	Gamble, Beau	1-0	3	3.0	1-2	.500	1-2	.500	0-2	.000	0	1	1	1.0	0	0	0	1	0	0	3	3.0
12	Nelson, Kevin	1-0	4	4.0	0-0	.000	0-0	.000	0-0	.000	0	3	3	3.0	1	0	0	0	0	0	0	0.0
15	Brady, Brett	1-0	3	3.0	0-1	.000	0-1	.000	0-0	.000	0	0	0	0.0	1	0	1	1	0	0	0	0.0
	Team										16	15	31				9					
	Total.....	11	2250		251-601	.418	54-183	.295	170-243	.700	122	265	387	35.2	195	3	122	160	34	67	726	66.0
	Opponents.....	11	2250		273-617	.442	70-197	.355	148-202	.733	107	262	369	33.5	205	-	149	143	50	65	764	69.5

TEAM STATISTICS	COLO	OPP	Date	Opponent	Score	Att.
SCORING	726	764	11/30/13	at Air Force	w 81-57	5394
Points per game	66.0	69.5	12/03/13	at Colorado State	w 67-62	8268
Scoring margin	-3.5	-	* 01/08/14	at Washington State	Wot 71-70	3122
FIELD GOALS-ATT	251-601	273-617	* 01/12/14	at Washington	L 54-71	6742
Field goal pct	.418	.442	* 01/23/14	at Arizona	L 57-69	14545
3 POINT FG-ATT	54-183	70-197	* 01/25/14	at Arizona State	L 51-72	8352
3-point FG pct	.295	.355	* 02/13/14	at UCLA	L 74-92	8431
3-pt FG made per game	4.9	6.4	* 02/16/14	at USC	w 83-74	3187
FREE THROWS-ATT	170-243	148-202	* 03/01/14	at Utah	L 64-75	12027
Free throw pct	.700	.733	* 03/05/14	at Stanford	w 59-56	4558
F-Throws made per game	15.5	13.5	* 03/08/14	at California	Lot 65-66	9422
REBOUNDS	387	369				
Rebounds per game	35.2	33.5				
Rebounding margin	+1.6	-				
ASSISTS	122	149				
Assists per game	11.1	13.5				
TURNOVERS	160	143				
Turnovers per game	14.5	13.0				
Turnover margin	-1.5	-				
Assist/turnover ratio	0.8	1.0				
STEALS	67	65				
Steals per game	6.1	5.9				
BLOCKS	34	50				
Blocks per game	3.1	4.5				
ATTENDANCE	0	84048				
Home games-Avg/Game	0-0	11-7641				
Neutral site-Avg/Game	-	0-0				

^ = Dallas, Texas (American Airlines Center)
= Las Vegas, Nev. (MGM Grand Garden Arena)
* = Pac-12 Conference
^ = Pac-12 Conference Tournament (Las Vegas, Nev.; MGM Grand Garden Arena)

Score by Periods	1st	2nd	OT	Totals
Colorado	342	363	21	726
Opponents	345	398	21	764

**2013-2014 Colorado Basketball
Colorado Combined Team Statistics (as of Mar 16, 2014)
Neutral site games**

RECORD:	OVERALL	HOME	AWAY	NEUTRAL
ALL GAMES	2-3	0-0	0-0	2-3
CONFERENCE	0-0	0-0	0-0	0-0
NON-CONFERENCE	2-3	0-0	0-0	2-3

##	Player	gp-gs	min	avg	Total		3-Point		F-Throw		Rebounds				pf	dq	a	to	blk	stl	pts	avg		
					fg-fga	fg%	3fg-fga	3fg%	ft-fa	ft%	off	def	tot	avg										
00	Booker, Askia	5-5	172	34.4	33-77	.429	4-18	.222	9-10	.900	6	16	22	4.4	7	0	13	6	0	4	79	15.8		
40	Scott, Josh	5-5	166	33.2	18-49	.367	0-1	.000	27-36	.750	16	24	40	8.0	9	0	4	12	3	6	63	12.6		
02	Johnson, Xavier	5-5	137	27.4	17-38	.447	6-14	.429	3-13	.231	6	18	24	4.8	11	1	1	8	0	3	43	8.6		
25	Dinwiddie, Spencer	2-2	67	33.5	8-26	.308	3-10	.300	9-11	.818	1	6	7	3.5	6	0	7	3	1	2	28	14.0		
03	Talton, Xavier	5-3	117	23.4	10-22	.455	5-12	.417	2-2	1.000	0	9	9	1.8	9	0	3	6	0	3	27	5.4		
01	Gordon, Wesley	5-5	126	25.2	10-20	.500	0-2	.000	3-5	.600	9	19	28	5.6	11	0	2	8	3	2	23	4.6		
13	Thomas, Dustin	5-0	68	13.6	5-17	.294	1-5	.200	0-0	.000	4	2	6	1.2	12	0	1	7	0	0	11	2.2		
23	Hopkins, Jaron	5-0	73	14.6	4-11	.364	0-3	.000	1-5	.200	5	10	15	3.0	14	1	5	2	0	3	9	1.8		
10	Fletcher, Tre'Shaun	5-0	46	9.2	4-16	.250	1-8	.125	0-0	.000	4	2	6	1.2	7	0	2	2	2	1	9	1.8		
05	Stalzer, Eli	3-0	18	6.0	0-5	.000	0-3	.000	1-2	.500	1	1	2	0.7	1	0	1	0	0	1	1	0.3		
24	King, George	2-0	3	1.5	0-2	.000	0-2	.000	1-2	.500	1	0	1	0.5	0	0	0	0	0	0	1	0.5		
32	Mills, Ben	4-0	7	1.8	0-0	.000	0-0	.000	0-0	.000	1	0	1	0.3	0	0	1	0	0	0	0	0.0		
Team											12	8	20											
Total.....		5	1000		109-283	.385	20-78	.256	56-86	.651	66	115	181	36.2	87	2	40	55	9	25	294	58.8		
Opponents.....		5	1000		116-259	.448	29-96	.302	64-96	.667	45	124	169	33.8	89	-	59	58	27	28	325	65.0		

TEAM STATISTICS	COLO	OPP	Date	Opponent	Score	Att.
SCORING	294	325	^ 11/08/13	vs Baylor	L 60-72	5207
Points per game	58.8	65.0	# 12/21/13	vs Oklahoma State	L 73-78	5207
Scoring margin	-6.2	-	^ 03/12/14	vs USC	w 59-56	8734
FIELD GOALS-ATT	109-283	116-259	^ 03/13/14	vs California	w 59-56	12916
Field goal pct	.385	.448	^ 03/14/14	vs Arizona	L 43-63	12916
3 POINT FG-ATT	20-78	29-96	^ = Dallas, Texas (American Airlines Center)			
3-point FG pct	.256	.302	# = Las Vegas, Nev. (MGM Grand Garden Arena)			
3-pt FG made per game	4.0	5.8	* = Pac-12 Conference			
FREE THROWS-ATT	56-86	64-96	^ = Pac-12 Conference Tournament (Las Vegas, Nev.; MGM Grand Garden Arena)			
Free throw pct	.651	.667				
F-Throws made per game	11.2	12.8				
REBOUNDS	181	169				
Rebounds per game	36.2	33.8				
Rebounding margin	+2.4	-				
ASSISTS	40	59				
Assists per game	8.0	11.8				
TURNOVERS	55	58				
Turnovers per game	11.0	11.6				
Turnover margin	+0.6	-				
Assist/turnover ratio	0.7	1.0				
STEALS	25	28				
Steals per game	5.0	5.6				
BLOCKS	9	27				
Blocks per game	1.8	5.4				
ATTENDANCE	0	44980				
Home games-Avg/Game	0-0	0-0				
Neutral site-Avg/Game	-	5-8996				

Score by Periods	1st	2nd	Totals
Colorado	132	162	294
Opponents	138	187	325

2013-2014 Colorado Basketball
Colorado Combined Team Statistics (as of Mar 16, 2014)
Games won

RECORD:	OVERALL	HOME	AWAY	NEUTRAL
ALL GAMES	23-0	16-0	5-0	2-0
CONFERENCE	10-0	7-0	3-0	0-0
NON-CONFERENCE	13-0	9-0	2-0	2-0

##	Player	gp-gs	min	avg	Total		3-Point		F-Throw		Rebounds				pf	dq	a	to	blk	stl	pts	avg
					fg-fga	fg%	3fg-fga	3fg%	ft-fa	ft%	off	def	tot	avg								
00	Booker, Askia	23-23	688	29.9	116-279	.416	26-89	.292	93-108	.861	13	76	89	3.9	38	0	75	55	2	30	351	15.3
40	Scott, Josh	23-23	705	30.7	104-194	.536	0-1	.000	107-136	.787	69	132	201	8.7	43	0	16	31	31	17	315	13.7
02	Johnson, Xavier	21-21	621	29.6	89-182	.489	22-60	.367	67-105	.638	40	91	131	6.2	38	2	21	32	6	17	267	12.7
25	Dinwiddie, Spencer	14-14	447	31.9	51-101	.505	23-52	.442	90-105	.857	7	38	45	3.2	26	0	56	26	3	24	215	15.4
01	Gordon, Wesley	20-18	514	25.7	45-88	.511	2-6	.333	34-56	.607	48	70	118	5.9	30	0	22	32	32	8	126	6.3
03	Talton, Xavier	23-7	458	19.9	44-91	.484	21-48	.438	17-26	.654	9	48	57	2.5	46	1	40	22	4	14	126	5.5
23	Hopkins, Jaron	23-6	402	17.5	41-99	.414	17-48	.354	20-38	.526	14	54	68	3.0	53	0	27	22	1	18	119	5.2
13	Thomas, Dustin	23-3	324	14.1	30-68	.441	4-24	.167	23-40	.575	22	37	59	2.6	51	1	15	37	3	4	87	3.8
10	Fletcher, Tre'Shaun	15-0	131	8.7	15-33	.455	4-19	.211	9-15	.600	8	14	22	1.5	17	0	2	6	2	3	43	2.9
24	King, George	19-0	125	6.6	11-34	.324	4-16	.250	14-21	.667	4	33	37	1.9	13	0	5	11	1	4	40	2.1
32	Mills, Ben	15-0	69	4.6	9-18	.500	0-0	.000	6-8	.750	7	11	18	1.2	7	0	3	3	1	0	24	1.6
05	Stalzer, Eli	17-0	130	7.6	6-18	.333	3-10	.300	8-12	.667	3	8	11	0.6	8	0	5	8	0	6	23	1.4
14	Gamble, Beau	7-0	11	1.6	2-5	.400	2-5	.400	0-2	.000	0	5	5	0.7	1	0	5	1	0	0	6	0.9
15	Brady, Brett	4-0	10	2.5	2-4	.500	2-4	.500	0-0	.000	1	0	1	0.3	1	0	1	1	0	0	6	1.5
12	Nelson, Kevin	8-0	15	1.9	1-2	.500	1-2	.500	0-0	.000	0	4	4	0.5	2	0	0	0	0	0	3	0.4
	Team																					
	Total.....	23	4650		566-1216	.465	131-384	.341	488-672	.726	261	643	904	39.3	374	4	293	299	86	145	1751	76.1
	Opponents.....	23	4650		529-1316	.402	173-492	.352	264-378	.698	204	469	673	29.3	504	-	278	296	61	145	1495	65.0

TEAM STATISTICS	COLO	OPP	Date	Opponent	Score	Att.
SCORING	1751	1495	11/10/13	UT MARTIN	w 91-65	8408
Points per game	76.1	65.0	11/13/13	WYOMING	w 63-58	9429
Scoring margin	+11.1	-	11/16/13	JACKSON STATE	w 94-70	9042
FIELD GOALS-ATT	566-1216	529-1316	11/18/13	ARKANSAS STATE	w 93-70	8204
Field goal pct	.465	.402	11/21/13	SANTA BARBARA	w 76-68	8488
3 POINT FG-ATT	131-384	173-492	11/24/13	HARVARD	w 70-62	9770
3-point FG pct	.341	.352	11/30/13	at Air Force	w 81-57	5394
3-pt FG made per game	5.7	7.5	12/03/13	at Colorado State	w 67-62	8268
FREE THROWS-ATT	488-672	264-378	12/07/13	KANSAS	w 75-72	11113
Free throw pct	.726	.698	12/13/13	ELON	w 80-63	8831
F-Throws made per game	21.2	11.5	12/28/13	GEORGIA	w 84-70	10848
REBOUNDS	904	673	* 01/02/14	OREGON STATE	w 64-58	9851
Rebounds per game	39.3	29.3	* 01/05/14	OREGON	w 100-91	10398
Rebounding margin	+10.0	-	* 01/08/14	at Washington State	Wot 71-70	3122
ASSISTS	293	278	* 01/18/14	USC	w 83-62	9583
Assists per game	12.7	12.1	* 02/01/14	UTAH	Wot 79-75	9607
TURNOVERS	299	296	* 02/05/14	WASHINGTON STATE	w 68-63	8903
Turnovers per game	13.0	12.9	* 02/09/14	WASHINGTON	w 91-65	9461
Turnover margin	-0.1	-	* 02/16/14	at USC	w 83-74	3187
Assist/turnover ratio	1.0	0.9	* 02/19/14	ARIZONA STATE	w 61-52	9666
STEALS	145	145	* 03/05/14	at Stanford	w 59-56	4558
Steals per game	6.3	6.3	* 03/12/14	vs USC	w 59-56	8734
BLOCKS	86	61	* 03/13/14	vs California	w 59-56	12916
Blocks per game	3.7	2.7				
ATTENDANCE	151602	46179				
Home games-Avg/Game	16-9475	5-4906				
Neutral site-Avg/Game	-	2-10825				

^ = Dallas, Texas (American Airlines Center)
= Las Vegas, Nev. (MGM Grand Garden Arena)
* = Pac-12 Conference
^ = Pac-12 Conference Tournament (Las Vegas, Nev.; MGM Grand Garden Arena)

Score by Periods	1st	2nd	OT	Totals
Colorado	811	911	29	1751
Opponents	697	774	24	1495

2013-2014 Colorado Basketball
Colorado Combined Team Statistics (as of Mar 16, 2014)
Games lost

RECORD:	OVERALL	HOME	AWAY	NEUTRAL
ALL GAMES	0-11	0-2	0-6	0-3
CONFERENCE	0-8	0-2	0-6	0-0
NON-CONFERENCE	0-3	0-0	0-0	0-3

#	Player	gp-gs	min	avg	Total		3-Point		F-Throw		Rebounds				pf	dq	a	to	blk	stl	pts	avg			
					fg-fga	fg%	3fg-fga	3fg%	ft-fa	ft%	off	def	tot	avg											
40	Scott, Josh	11-10	371	33.7	51-110	.464	0-1	.000	62-73	.849	32	56	88	8.0	18	0	6	18	9	10	164	14.9			
00	Booker, Askia	11-11	357	32.5	48-139	.345	11-45	.244	17-27	.630	6	31	37	3.4	24	0	41	29	0	15	124	11.3			
02	Johnson, Xavier	11-11	340	30.9	42-103	.408	14-38	.368	20-36	.556	16	43	59	5.4	26	1	5	22	4	8	118	10.7			
01	Gordon, Wesley	10-8	243	24.3	20-49	.408	1-4	.250	9-15	.600	26	39	65	6.5	25	0	6	15	9	5	50	5.0			
23	Hopkins, Jaron	11-3	216	19.6	19-56	.339	5-21	.238	4-12	.333	9	9	18	1.6	24	2	9	16	2	8	47	4.3			
03	Talton, Xavier	11-5	241	21.9	13-46	.283	6-23	.261	9-13	.692	2	16	18	1.6	14	0	15	22	2	6	41	3.7			
13	Thomas, Dustin	11-3	185	16.8	16-42	.381	2-9	.222	5-11	.455	11	14	25	2.3	31	0	3	11	0	3	39	3.5			
25	Dinwiddie, Spencer	3-3	82	27.3	10-30	.333	3-11	.273	12-14	.857	1	6	7	2.3	6	0	8	4	1	2	35	11.7			
05	Stalzer, Eli	9-0	88	9.8	7-13	.538	2-4	.500	3-6	.500	3	7	10	1.1	10	0	2	3	0	1	19	2.1			
10	Fletcher, Tre'Shaun	4-0	50	12.5	5-17	.294	1-8	.125	2-2	1.000	4	3	7	1.8	8	0	2	3	2	1	13	3.3			
32	Mills, Ben	9-1	28	3.1	2-4	.500	1-1	1.000	2-2	1.000	1	1	2	0.2	3	0	1	2	0	1	7	0.8			
24	King, George	7-0	21	3.0	0-4	.000	0-4	.000	1-2	.500	1	3	4	0.6	1	0	0	1	0	0	1	0.1			
14	Gamble, Beau	1-0	3	3.0	0-0	.000	0-0	.000	0-0	.000	0	0	0	0.0	0	0	1	1	0	0	0	0.0			
Team											21	11	32												3
Total.....		11	2225		233-613	.380	46-169	.272	146-213	.685	133	239	372	33.8	190	3	99	150	29	60	658	59.8			
Opponents.....		11	2225		297-610	.487	74-200	.370	147-211	.697	106	286	392	35.6	194	-	169	123	54	73	815	74.1			

TEAM STATISTICS

	COLO	OPP
SCORING	658	815
Points per game	59.8	74.1
Scoring margin	-14.3	-
FIELD GOALS-ATT	233-613	297-610
Field goal pct	.380	.487
3 POINT FG-ATT	46-169	74-200
3-point FG pct	.272	.370
3-pt FG made per game	4.2	6.7
FREE THROWS-ATT	146-213	147-211
Free throw pct	.685	.697
F-Throws made per game	13.3	13.4
REBOUNDS	372	392
Rebounds per game	33.8	35.6
Rebounding margin	-1.8	-
ASSISTS	99	169
Assists per game	9.0	15.4
TURNOVERS	150	123
Turnovers per game	13.6	11.2
Turnover margin	-2.5	-
Assist/turnover ratio	0.7	1.4
STEALS	60	73
Steals per game	5.5	6.6
BLOCKS	29	54
Blocks per game	2.6	4.9
ATTENDANCE	21827	82849
Home games-Avg/Game	2-10914	6-9920
Neutral site-Avg/Game	-	3-7777

Date	Opponent	Score	Att.
^ 11/08/13	vs Baylor	L 60-72	5207
# 12/21/13	vs Oklahoma State	L 73-78	5207
* 01/12/14	at Washington	L 54-71	6742
* 01/16/14	UCLA	L 56-69	10802
* 01/23/14	at Arizona	L 57-69	14545
* 01/25/14	at Arizona State	L 51-72	8352
* 02/13/14	at UCLA	L 74-92	8431
* 02/22/14	ARIZONA	L 61-88	11025
* 03/01/14	at Utah	L 64-75	12027
* 03/08/14	at California	Lot 65-66	9422
^ 03/14/14	vs Arizona	L 43-63	12916

^ = Dallas, Texas (American Airlines Center)

= Las Vegas, Nev. (MGM Grand Garden Arena)

* = Pac-12 Conference

^ = Pac-12 Conference Tournament (Las Vegas, Nev.; MGM Grand Garden Arena)

Score by Periods	1st	2nd	OT	Totals
Colorado	303	349	6	658
Opponents	349	459	7	815

2013-2014 Colorado Basketball
Colorado Combined Team Statistics (as of Mar 16, 2014)
without Dinwiddie

RECORD:	OVERALL	HOME	AWAY	NEUTRAL
ALL GAMES	9-8	5-2	2-5	2-1
CONFERENCE	7-7	5-2	2-5	0-0
NON-CONFERENCE	2-1	0-0	0-0	2-1

#	Player	gp-gs	min	avg	Total		3-Point		F-Throw		Rebounds				pf	dq	a	to	blk	stl	pts	avg
					fg-fga	fg%	3fg-fga	3fg%	ft-fa	ft%	off	def	tot	avg								
00	Booker, Askia	17-17	567	33.4	89-221	.403	16-60	.267	59-75	.787	10	66	76	4.5	30	0	80	52	1	22	253	14.9
40	Scott, Josh	17-16	567	33.4	82-171	.480	0-2	.000	83-104	.798	46	86	132	7.8	28	0	10	29	22	13	247	14.5
02	Johnson, Xavier	17-17	547	32.2	79-179	.441	25-63	.397	50-81	.617	31	70	101	5.9	32	1	12	27	5	11	233	13.7
03	Talton, Xavier	17-12	447	26.3	36-79	.456	20-45	.444	15-24	.625	3	44	47	2.8	33	1	32	26	5	10	107	6.3
23	Hopkins, Jaron	17-5	328	19.3	26-77	.338	10-36	.278	13-23	.565	11	35	46	2.7	38	1	20	23	1	16	75	4.4
01	Gordon, Wesley	15-11	372	24.8	28-65	.431	3-7	.429	12-19	.632	35	51	86	5.7	30	0	12	20	19	8	71	4.7
13	Thomas, Dustin	17-6	296	17.4	26-61	.426	3-18	.167	9-18	.500	12	29	41	2.4	47	1	8	30	2	5	64	3.8
05	Stalzer, Eli	17-0	181	10.6	12-25	.480	5-11	.455	8-14	.571	4	14	18	1.1	15	0	4	7	0	5	37	2.2
32	Mills, Ben	13-1	54	4.2	5-11	.455	1-1	1.000	2-2	1.000	3	7	10	0.8	6	0	3	2	1	1	13	1.0
24	King, George	10-0	64	6.4	2-14	.143	1-8	.125	5-6	.833	1	10	11	1.1	7	0	3	5	0	2	10	1.0
14	Gamble, Beau	2-0	6	3.0	1-1	1.000	1-1	1.000	0-0	.000	0	0	0	0.0	0	0	1	1	0	0	3	1.5
10	Fletcher, Tre'Shaun	3-0	18	6.0	0-4	.000	0-2	.000	0-0	.000	0	0	0	0.0	3	0	0	0	0	0	0	0.0
12	Nelson, Kevin	2-0	3	1.5	0-0	.000	0-0	.000	0-0	.000	0	0	0	0.0	0	0	0	0	0	0	0	0.0
	Team										24	20	44				9					
	Total.....	17	3450		386-908	.425	85-254	.335	256-366	.699	180	432	612	36.0	269	4	185	231	56	93	1113	65.5
	Opponents.....	17	3450		417-968	.431	112-339	.330	207-290	.714	161	388	549	32.3	309	-	238	191	68	117	1153	67.8

TEAM STATISTICS	COLO	OPP	Date	Opponent	Score	Att.
SCORING	1113	1153	* 01/16/14	UCLA	L 56-69	10802
Points per game	65.5	67.8	* 01/18/14	USC	W 83-62	9583
Scoring margin	-2.4	-	* 01/23/14	at Arizona	L 57-69	14545
FIELD GOALS-ATT	386-908	417-968	* 01/25/14	at Arizona State	L 51-72	8352
Field goal pct	.425	.431	* 02/01/14	UTAH	Wot 79-75	9607
3 POINT FG-ATT	85-254	112-339	* 02/05/14	WASHINGTON STATE	W 68-63	8903
3-point FG pct	.335	.330	* 02/09/14	WASHINGTON	W 91-65	9461
3-pt FG made per game	5.0	6.6	* 02/13/14	at UCLA	L 74-92	8431
FREE THROWS-ATT	256-366	207-290	* 02/16/14	at USC	W 83-74	3187
Free throw pct	.699	.714	* 02/19/14	ARIZONA STATE	W 61-52	9666
F-Throws made per game	15.1	12.2	* 02/22/14	ARIZONA	L 61-88	11025
REBOUNDS	612	549	* 03/01/14	at Utah	L 64-75	12027
Rebounds per game	36.0	32.3	* 03/05/14	at Stanford	W 59-56	4558
Rebounding margin	+3.7	-	* 03/08/14	at California	Lot 65-66	9422
ASSISTS	185	238	* 03/12/14	vs USC	W 59-56	8734
Assists per game	10.9	14.0	* 03/13/14	vs California	W 59-56	12916
TURNOVERS	231	191	* 03/14/14	vs Arizona	L 43-63	12916
Turnovers per game	13.6	11.2				
Turnover margin	-2.4	-				
Assist/turnover ratio	0.8	1.2				
STEALS	93	117				
Steals per game	5.5	6.9				
BLOCKS	56	68				
Blocks per game	3.3	4.0				
ATTENDANCE	69047	95088				
Home games-Avg/Game	7-9864	7-8646				
Neutral site-Avg/Game	-	3-11522				

^ = Dallas, Texas (American Airlines Center)
= Las Vegas, Nev. (MGM Grand Garden Arena)
* = Pac-12 Conference
^ = Pac-12 Conference Tournament (Las Vegas, Nev.; MGM Grand Garden Arena)

Score by Periods	1st	2nd	OT	Totals
Colorado	528	565	20	1113
Opponents	509	627	17	1153

2013-2014 Colorado Basketball
Colorado Combined Team Statistics (as of Mar 16, 2014)
without Dinwiddie

RECORD:	OVERALL	HOME	AWAY	NEUTRAL
ALL GAMES	9-8	5-2	2-5	2-1
CONFERENCE	7-7	5-2	2-5	0-0
NON-CONFERENCE	2-1	0-0	0-0	2-1

#	Player	gp-gs	min	avg	Total		3-Point		F-Throw		Rebounds				pf	dq	a	to	blk	stl	pts	avg
					fg-fga	fg%	3fg-fga	3fg%	ft-fa	ft%	off	def	tot	avg								
00	Booker, Askia	17-17	567	33.4	89-221	.403	16-60	.267	59-75	.787	10	66	76	4.5	30	0	80	52	1	22	253	14.9
40	Scott, Josh	17-16	567	33.4	82-171	.480	0-2	.000	83-104	.798	46	86	132	7.8	28	0	10	29	22	13	247	14.5
02	Johnson, Xavier	17-17	547	32.2	79-179	.441	25-63	.397	50-81	.617	31	70	101	5.9	32	1	12	27	5	11	233	13.7
03	Talton, Xavier	17-12	447	26.3	36-79	.456	20-45	.444	15-24	.625	3	44	47	2.8	33	1	32	26	5	10	107	6.3
23	Hopkins, Jaron	17-5	328	19.3	26-77	.338	10-36	.278	13-23	.565	11	35	46	2.7	38	1	20	23	1	16	75	4.4
01	Gordon, Wesley	15-11	372	24.8	28-65	.431	3-7	.429	12-19	.632	35	51	86	5.7	30	0	12	20	19	8	71	4.7
13	Thomas, Dustin	17-6	296	17.4	26-61	.426	3-18	.167	9-18	.500	12	29	41	2.4	47	1	8	30	2	5	64	3.8
05	Stalzer, Eli	17-0	181	10.6	12-25	.480	5-11	.455	8-14	.571	4	14	18	1.1	15	0	4	7	0	5	37	2.2
32	Mills, Ben	13-1	54	4.2	5-11	.455	1-1	1.000	2-2	1.000	3	7	10	0.8	6	0	3	2	1	1	13	1.0
24	King, George	10-0	64	6.4	2-14	.143	1-8	.125	5-6	.833	1	10	11	1.1	7	0	3	5	0	2	10	1.0
14	Gamble, Beau	2-0	6	3.0	1-1	1.000	1-1	1.000	0-0	.000	0	0	0	0.0	0	0	1	1	0	0	3	1.5
10	Fletcher, Tre'Shaun	3-0	18	6.0	0-4	.000	0-2	.000	0-0	.000	0	0	0	0.0	3	0	0	0	0	0	0	0.0
12	Nelson, Kevin	2-0	3	1.5	0-0	.000	0-0	.000	0-0	.000	0	0	0	0.0	0	0	0	0	0	0	0	0.0
	Team										24	20	44				9					
	Total.....	17	3450		386-908	.425	85-254	.335	256-366	.699	180	432	612	36.0	269	4	185	231	56	93	1113	65.5
	Opponents.....	17	3450		417-968	.431	112-339	.330	207-290	.714	161	388	549	32.3	309	-	238	191	68	117	1153	67.8

TEAM STATISTICS	COLO	OPP	Date	Opponent	Score	Att.
SCORING	1113	1153	* 01/16/14	UCLA	L 56-69	10802
Points per game	65.5	67.8	* 01/18/14	USC	W 83-62	9583
Scoring margin	-2.4	-	* 01/23/14	at Arizona	L 57-69	14545
FIELD GOALS-ATT	386-908	417-968	* 01/25/14	at Arizona State	L 51-72	8352
Field goal pct	.425	.431	* 02/01/14	UTAH	Wot 79-75	9607
3 POINT FG-ATT	85-254	112-339	* 02/05/14	WASHINGTON STATE	W 68-63	8903
3-point FG pct	.335	.330	* 02/09/14	WASHINGTON	W 91-65	9461
3-pt FG made per game	5.0	6.6	* 02/13/14	at UCLA	L 74-92	8431
FREE THROWS-ATT	256-366	207-290	* 02/16/14	at USC	W 83-74	3187
Free throw pct	.699	.714	* 02/19/14	ARIZONA STATE	W 61-52	9666
F-Throws made per game	15.1	12.2	* 02/22/14	ARIZONA	L 61-88	11025
REBOUNDS	612	549	* 03/01/14	at Utah	L 64-75	12027
Rebounds per game	36.0	32.3	* 03/05/14	at Stanford	W 59-56	4558
Rebounding margin	+3.7	-	* 03/08/14	at California	Lot 65-66	9422
ASSISTS	185	238	* 03/12/14	vs USC	W 59-56	8734
Assists per game	10.9	14.0	* 03/13/14	vs California	W 59-56	12916
TURNOVERS	231	191	* 03/14/14	vs Arizona	L 43-63	12916
Turnovers per game	13.6	11.2				
Turnover margin	-2.4	-				
Assist/turnover ratio	0.8	1.2				
STEALS	93	117				
Steals per game	5.5	6.9				
BLOCKS	56	68				
Blocks per game	3.3	4.0				
ATTENDANCE	69047	95088				
Home games-Avg/Game	7-9864	7-8646				
Neutral site-Avg/Game	-	3-11522				

^ = Dallas, Texas (American Airlines Center)
= Las Vegas, Nev. (MGM Grand Garden Arena)
* = Pac-12 Conference
^ = Pac-12 Conference Tournament (Las Vegas, Nev.; MGM Grand Garden Arena)

Score by Periods	1st	2nd	OT	Totals
Colorado	528	565	20	1113
Opponents	509	627	17	1153

[Contact Us](#)

Colorado (23-10)
Men's Basketball National Ranking Summary
Thru Games 03/13/2014

[Back to team selections](#)[Pac-12 - All Teams](#)

Category	Rank	Actual	National Leader	Actual
Won-Lost Percentage (345 ranked)	59	69.7	Wichita St.	100.0
Scoring Offense (345 ranked)	151	71.7	VMI	87.7
Scoring Defense (345 ranked)	120	68.1	Virginia	55.4
Scoring Margin (345 ranked)	117	3.6	Louisville	21.3
Field-Goal Percentage (345 ranked)	182	44.1	North Dakota St.	50.9
Field-Goal Percentage Defense (345 ranked)	129	42.8	Eastern Mich.	36.4
Three-Point Field Goals Per Game (345 ranked)	271	5.2	Creighton	10.4
Three-Point Field-Goal Percentage (345 ranked)	270	31.7	Creighton	42.7
Three Pt FG Defense (345 ranked)	256	35.7	Saint Louis	27.5
Free-Throw Percentage (345 ranked)	107	71.8	Cal St. Northridge	78.8
Rebound Margin (345 ranked)	13	6.9	Quinnipiac	11.8
Assists Per Game (345 ranked)	248	11.7	Iowa St.	18.7
Assist Turnover Ratio (345 ranked)	273	0.88	Creighton	1.78
Blocked Shots Per Game (345 ranked)	187	3.5	St. John's (NY)	7.6
Steals Per Game (345 ranked)	166	6.1	VCU	11.5
Turnovers Per Game (345 ranked)	266	13.3	Wisconsin	8.2
Turnover Margin (345 ranked)	254	-1.0	Louisville	7.2
Personal Fouls Per Game (345 ranked)	21	16.6	Michigan	14.6
Total Blocks (345 ranked)	169	114.0	St. John's (NY)	243.0
Total Assists (345 ranked)	193	387.0	Iowa St.	579.0
Total Rebounds (345 ranked)	20	1251.0	Quinnipiac	1410.0
Free Throw Attempts (345 ranked)	19	871.0	BYU	1025.0
Free Throws Made (345 ranked)	17	625.0	Cal St. Northridge	719.0
3-pt Field Goal Attempts (345 ranked)	205	545.0	VMI	873.0
Total 3-point FGM (345 ranked)	241	173.0	Iona	330.0
Total Steals (345 ranked)	136	202.0	VCU	358.0
Fewest Turnovers (345 ranked)	301	440.0	Wisconsin	253.0
Fewest Fouls (345 ranked)	63	549.0	Michigan	439.0
Offensive Rebounds Per Game (345 ranked)	124	11.64	Quinnipiac	16.84
Defensive Rebounds per Game (345 ranked)	26	26.27	Iowa St.	28.74

Category	Player	Rank	Actual	National Leader	Actual
Points Per Game (250 ranked)				Doug McDermott, Crghn	26.8
Field-Goal Percentage (250 ranked)				Marshall Bjorklund, NDakSt	63.6
Three-Point Field Goals Per Game (250 ranked)				Akeem Richmond, E.Caro	4.64
Three-Point Field-Goal Percentage (250 ranked)				Micah Mason, Duqsne	56.0
Free-Throw Percentage (250 ranked)	Askia Booker	145	81.5	Travis Bader, OakInd	94.3
	Josh Scott	165	80.9		
Rebounds Per Game (250 ranked)	Josh Scott	48	8.7	Alan Williams, UCSB	11.5
Assists Per Game (250 ranked)	Askia Booker	234	3.5	Jason Brickman, LIU	10.0
Blocked Shots Per Game (250 ranked)	Wesley Gordon	145	1.41	Jordan Bachynski, ArizSt	4.13
	Josh Scott	215	1.18		
Steals Per Game (250 ranked)	Askia Booker	250	1.33	Briante Weber, VCU	3.58
Total Points (250 ranked)	Josh Scott	239	475.0	Antoine Mason, Niagra	846.0
Total Rebounds (250 ranked)	Josh Scott	28	287.0	Jerelle Benimon, Towson	378.0
Assist Turnover Ratio (250 ranked)				Monté Morris, IowaSt	5.71

Double Doubles (100 ranked)	Josh Scott	23	13.0	Jerrelle Benimon, Towson	21.0
Triple Doubles (30 ranked)				Kyle Anderson, UCLA	1.0
				Jerrelle Benimon, Towson	1.0
				Alec Brown, UW-GB	1.0
				Kenny Chery, Baylor	1.0
				Kahlil Felder, Oaklnd	1.0
				Jalen James, SnJose	1.0
				Aaric Murray, TexSo.	1.0
				Shabazz Napier, UConn	1.0
				Elfrid Payton, La.Laf	1.0
				Brian Voelkel, Vermnt	1.0
Total Assists (250 ranked)	Askia Booker	195	114.0	Jason Brickman, LIU	290.0
Total Blocks (250 ranked)	Wesley Gordon	165	41.0	Jordan Bachynski, ArizSt	132.0
	Josh Scott	190	39.0		
Total Field Goals Made (100 ranked)				T.J. Warren, N.C.St	302.0
Minutes Per Game (100 ranked)				Bryce Cotton, Prov.	2396.3
3-pt Field Goal Attempts (100 ranked)				Akeem Richmond, E.Caro	384.0
Total 3-point FGM (250 ranked)				Akeem Richmond, E.Caro	153.0
Total Steals (250 ranked)	Askia Booker	186	44.0	Briante Weber, VCU	111.0
Total Field Goal Attempts (100 ranked)				Antoine Mason, Niagra	612.0
Free Throws Made (100 ranked)	Josh Scott	45	169.0	Antoine Mason, Niagra	260.0
Free Throw Attempts (100 ranked)	Josh Scott	74	209.0	Antoine Mason, Niagra	357.0
Offensive Rebounds Per Game (100 ranked)	Josh Scott	58	3.03	Ryan Watkins, Boise	4.97
Defensive Rebounds per Game (100 ranked)	Josh Scott	74	5.67	Jerrelle Benimon, Towson	9.03

CU IN NCAA TOURNAMENT

(12 appearances, two Final Fours): 10-14 (.417)

2013 (0-1)

Illinois 57, Colorado 49 Mar. 22 Austiin, Texas (Second Round)

2012 (1-1)

Colorado 68, UNLV 64 Mar. 15 Albuquerque, N.M. (Second Round)

Baylor 80, Colorado 63 Mar. 17 Albuquerque, N.M. (Third Round)

2003 (0-1)

Michigan State 79, Colorado 64 Mar. 21 Tampa, Fla. (First Round)

1997 (1-1)

Colorado 80, Indiana 62 Mar. 13 Winston-Salem, N.C. (First Round)

^North Carolina 73, Colorado 56 Mar. 15 Winston-Salem, N.C. (Second Round)

1969 (1-1)

Colorado State 64, Colorado 56 Mar. 13 Lawrence, Kan. (Midwest Regional)

Colorado 97, Texas A&M 82 Mar. 15 Lawrence, Kan. (Regional Third Place)

1963 (1-1)

Colorado 78, Oklahoma City 72 Mar. 15 Lawrence, Kan. (Midwest Regional)

Cincinnati 67, Colorado 60 Mar. 16 Lawrence, Kan. (Regional Final)

1962 (1-1)

Colorado 67, Texas Tech 60 Mar. 16 Manhattan, Kan. (Midwest Regional)

*Cincinnati 73, Colorado 46 Mar. 17 Manhattan, Kan. (Regional Final)

1955 (3-1)

Colorado 69, Tulsa 59 Mar. 10 Manhattan, Kan. (West Regional)

Colorado 93, Bradley 81 Mar. 15 Manhattan, Kan. (West Regional)

*San Francisco 62, Colorado 50 Mar. 19 Kansas City, Mo. (NCAA Semifinal)

Colorado 75, Iowa 54 Mar. 21 Kansas City, Mo. (NCAA Third Place)

1954 (0-2)

Bradley 76, Colorado 64 Mar. 12 Stillwater, Okla. (West Regional)

Rice 78, Colorado 55 Mar. 13 Stillwater, Okla. (Regional

Consolation)

1946 (1-1)

California 50, Colorado 44 Mar. 22 Kansas City, Mo. (Western Regional)

Colorado 59, Baylor 44 Mar. 23 Kansas City, Mo. (Regional Third

Place)

1942 (1-1)

Colorado 46, Kansas 44 Mar. 20 Kansas City, Mo.

(Western Regional)

*Stanford 46, Colorado 34 Mar. 21 Kansas City, Mo.

(NCAA Semifinal)

1940 (0-2)

Southern California 38, Colorado 32 Mar. 20 Kansas City, Mo. (Western Regional)

Rice 60, Colorado 56 Mar. 21 Kansas City, Mo.

(Regional Third Place)

*Would go on to win NCAA Championship

^Dean Smith surpassed Adolph Rupp to move into first on the all-time wins list in this game (877). Smith would later lose his top spot on the win's list to Bobby Knight, who CU beat in the first round.

CU NCAA Tournament Highs

TEAM

Stat	No.	Opponent	Year
Points	97	Texas A&M	1969
Field Goals	41 (72 FGA)	Texas A&M	1969
FG%	.569 (41-72)	Texas A&M	1969
Free Throws	33 (47 FTA)	Bradley	1955
FT%	.818 (9-of-11)	Stanford	1942
3-Point Makes	7 (12 3PA)	UNLV	2012
	7 (9 3PA)	Indiana	1997
3-Point%	.778 (7-of-9)	Indiana	1997
Assists	13	Baylor	2012
Rebounds	46	UNLV	2012
	46	Oklahoma City	1963

INDIVIDUAL

Stat	Player	No.	Opponent	Year
Points	Cliff Meely	32	Colorado State	1969
Rebounds	Jim Ranglos	19	Bradley	1955
Assists	Howard Frier	5	North Carolina	1997
Blocks	David Harrison	7	Michigan State	2003
Steals	Andre Roberson	4	Baylor	2012
Field Goals	Cliff Meely	12 (23 FGA)	Texas A&M	1969
	Bob Jeangerard	12 (24 FGA)	Bradley	1955
FG%	Wilky Gilmore	.833 (5-of-6)	Cincinnati	1962
	Andre Roberson	.800 (4-of-5)	Baylor	2012
Free Throws	Cliff Meely	10 (14 FTA)	Colorado State	1969
	Tom Harrold	10 (15 FTA)	Bradley	1955
	Burdette Haldorson	10 (12 FTA)	Tulsa	1955
3-Point Makes	Askia Booker	4 (4-of-10)	Illinois	2013

COLORADO STATE BUFFALOES

NCAA TOURNAMENT HISTORY

Record Breakdowns

Opponent	Record	Last Mtg.
Baylor	1-1	2012
Bradley	1-1	1955
California	0-1	1946
Cincinnati	0-2	1963
Colorado State	0-1	1969
Illinois	0-1	2013
Indiana	1-0	1997
Iowa	1-0	1955
Michigan State	0-1	2003
Nevada Las Vegas	1-0	2012
North Carolina	0-1	1997
Oklahoma City	1-0	1963
Rice	0-2	1954
San Francisco	0-1	1955
Southern California	0-1	1940
Stanford	0-1	1942
Texas A&M	1-0	1969
Texas Tech	1-0	1962
Tulsa	1-0	1955
TOTALS	10-14	2013

Site	Gms	Record
Kansas City, Mo.	8	3-5
Manhattan, Kan.	6	4-2
Greensboro, N.C.	2	1-1
Lawrence, Kan.	2	1-1
Stillwater, Okla.	2	0-2
Albuquerque, N.M.	2	1-1
Austin, Texas	1	0-1
Tampa, Fla.	1	0-1

Region	Seasons	Gms	Record
West	5	12	5-7
Midwest	3	6	3-3
East	2	3	1-2
South	2	3	1-2

Seed	Seasons	Gms	Record
No. 9 Seed	1	2	1-1
No. 10 Seed	2	2	0-2
No. 11 Seed	1	2	1-1

Round	Seasons	Gms	Record
First Round (6 Byes)	8	3	1-1
Second Round	3	3	1-2
Third Round	1	1	0-1
Regional Semifinal	8	8	4-4
Regional Third Place	4	4	2-2
Regional Final	4	4	1-3
National Semifinal	1	1	0-1
National Third Place	1	1	1-0

NCAA Game Records

Points

32, Cliff Meely vs. Colorado State, 3/13/69
 29, Bob Jeangerard vs. Bradley, 3/15/55
 28, Burdie Haldorson vs. Tulsa, 3/10/55
 26, Ken Charlton vs. Oklahoma City, 3/15/63
 24, Chauncey Billups vs. Indiana, 3/13/97
 24, Cliff Meely vs. Texas A&M, 3/15/69

Field Goals

12, Bob Jeangerard vs. Bradley, 3/15/55
 11, Cliff Meely vs. Texas A&M, 3/15/69
 11, Cliff Meely vs. Colorado State, 3/13/69
 9, Ken Charlton vs. Cincinnati, 3/16/63

9, Ken Charlton vs. Oklahoma City, 3/15/63
 9, Ken Charlton vs. Texas Tech, 3/16/62
 9, Burdie Haldorson vs. Tulsa, 3/10/55

Field Goal Attempts

26, Cliff Meely vs. Colorado State, 3/13/69
 24, Bob Jeangerard vs. Bradley, 3/15/55
 23, Cliff Meely vs. Texas A&M, 3/15/69
 21, Ken Charlton vs. Texas Tech, 3/16/62
 20, Burdie Haldorson vs. Tulsa, 3/10/55

Field Goal Percentage (min. 6)

.833, Maurice Gilmore vs. Cincinnati, 3/17/62 (5-6)
 .727, Jim Davis vs. Texas Tech, 3/16/62 (8-11)
 .714, Charles Mock vs. Tulsa, 3/10/55 (5-7)
 .667, Milt Mueller vs. Oklahoma City, 3/15/63 (4-6)
 .643, Ken Charlton vs. Okla. City, 3/15/63 (9-14)

Three-Point Field Goals

4, Askia Booker vs. Illinois, 3/22/13
 3, Askia Booker vs. Baylor, 3/17/12
 3, Austin Dufault vs. UNLV, 3/15/12
 3, Blair Wilson vs. Michigan State, 3/21/03
 3, Chauncey Billups vs. Indiana, 3/13/97
 3, Martice Moore vs. Indiana, 3/13/97
 2, Askia Booker vs. UNLV, 3/15/12
 2, Carlton Brown vs. UNLV, 3/15/12

Three-Point Field Goal Attempts

10, Askia Booker vs. Illinois, 3/22/13
 9, Chauncey Billups vs. North Carolina, 3/15/97
 5, Carlton Brown vs. Baylor, 3/17/12
 5, Blair Wilson vs. Michigan State, 3/21/03
 5, Martice Moore vs. North Carolina, 3/15/97

Three-Point FG Percentage (min. 3)

1.000, Askia Booker vs. Baylor, 3/17/12 (3-of-3)
 .750, Austin Dufault vs. UNLV, 3/15/12 (3-of-4)
 .750, Chauncey Billups vs. Indiana, 3/13/97 (3-of-4)
 .750, Martice Moore vs. Indiana, 3/13/97 (3-of-4)
 .667, Askia Booker vs. UNLV, 3/15/12 (2-of-3)
 .667, Carlton Brown vs. UNLV, 3/15/12 (2-of-3)

Free Throws

10, Cliff Meely vs. Colorado State, 3/13/69
 10, Tom Harrold vs. Bradley, 3/15/55
 10, Burdie Haldorson vs. Tulsa, 3/10/55
 9, Burdie Haldorson vs. Bradley, 3/15/55
 8, Ken Charlton vs. Oklahoma City, 3/15/63

Free Throw Attempts

15, Tom Harrold vs. Bradley, 3/15/55
 14, Cliff Meely vs. Colorado State, 3/13/69
 13, Burdie Haldorson vs. Bradley, 3/12/54
 12, Burdie Haldorson vs. Bradley, 3/15/55
 12, Burdie Haldorson vs. Tulsa, 3/10/55

Free Throw Percentage (min. 5)

1.000, Ken Charlton vs. Cincinnati, 3/16/63 (5-of-5)
 1.000, Bob Doll vs. Stanford, 3/21/42 (5-of-5)
 .833, Chauncey Billups vs. Indiana, 3/13/97 (5-of-6)
 .833, Wilky Gilmore vs. Cincinnati, 3/17/62 (5-of-6)
 .833, Bob Jeangerard vs. Bradley, 3/15/55 (5-of-6)
 .833, Burdie Haldorson vs. Tulsa, 3/10/55 (10-of-12)

Rebounds

19, Jim Ranglos vs. Bradley, 3/15/55
 17, Jim Davis vs. Oklahoma City, 3/15/63
 16, Andre Roberson vs. UNLV, 3/15/12

16, Cliff Meely vs. Texas A&M, 3/15/63
 14, Josh Scott vs. Illinois, 3/22/13
 14, Milt Mueller vs. Cincinnati, 3/16/63
 14, Burdie Haldorson vs. Tulsa, 3/10/55

Offensive Rebounds

6, Josh Scott vs. Illinois, 3/22/13
 3, Andre Roberson vs. UNLV, 3/15/12
 3, David Harrison vs. Michigan State, 3/21/03
 3, Fred Edmonds vs. North Carolina, 3/15/97
 2, Carlton Brown vs. UNLV, 3/15/12
 2, Michel Morandais vs. Michigan State, 3/21/03
 2, Ronnie DeGray vs. Indiana, 3/13/97
 2, Greg Jensen vs. Indiana, 3/13/97

Defensive Rebounds

13, Andre Roberson vs. UNLV, 3/15/12
 9, Martice Moore vs. Indiana, 3/13/97
 8, Josh Scott vs. Illinois, 3/22/13
 7, Andre Roberson vs. Baylor, 3/17/12
 6, Michel Morandais vs. Michigan State, 3/21/03
 5, Spencer Dinwiddie vs. UNLV, 3/15/12
 5, Carlton Brown vs. UNLV, 3/15/12
 5, Stephane Pelle vs. Michigan State, 3/21/03
 5, Chauncey Billups vs. Indiana, 3/13/97

Assists

5, Howard Frier vs. North Carolina, 3/15/97
 4, Spencer Dinwiddie vs. Illinois, 3/22/13
 4, Shane Harris-Tunks vs. Baylor, 3/17/12
 4, Carlton Brown vs. UNLV, 3/15/12
 3, Michel Morandais vs. Michigan State, 3/21/03
 3, Chauncey Billups vs. North Carolina, 3/15/97
 3, Chauncey Billups vs. Indiana, 3/13/97
 3, Fred Edmonds vs. Indiana, 3/13/97

Steals

4, Andre Roberson vs. Baylor, 3/17/12
 2, Andre Roberson vs. Illinois, 3/22/13
 2, Stephane Pelle vs. Michigan State, 3/21/03
 2, Blair Wilson vs. Michigan State, 3/21/03
 2, Charlie Melvin vs. Indiana, 3/13/97
 2, Chauncey Billups vs. North Carolina, 3/15/97
 2, Howard Frier vs. North Carolina, 3/15/97

Blocks

7, David Harrison vs. Michigan State, 3/21/03
 3, Andre Roberson vs. Illinois, 3/22/13
 2, Andre Roberson vs. UNLV, 3/15/12
 1, 10 times, last, A. Roberson vs. Baylor, 3/17/12

Minutes

37, Andre Roberson vs. UNLV, 3/15/12
 36, Andre Roberson vs. Baylor, 3/17/12
 36, Nate Tomlinson vs. UNLV, 3/15/12
 35, Chauncey Billups vs. N. Carolina, 3/15/97
 34, Askia Booker & Andre Roberson, vs. Illinois, 3/22/13
 34, Martice Moore vs. Indiana, 3/13/97
 34, David Harrison vs. Michigan State, 3/21/03

Double-Doubles

12 pts, 16 rbs: Andre Roberson vs. UNLV, 3/15/12
 17 pts, 10 rbs: Martice Moore vs. Indiana, 3/13/97
 24 pts, 16 rbs: Cliff Meely vs. Texas A&M, 3/15/69
 18 pts, 11 rbs: Mike Coleman vs. Texas A&M, 3/15/69
 32 pts, 11 rbs: Cliff Meely vs. Colorado State, 3/13/69
 23 pts, 12 rbs: Ken Charlton vs. Cincinnati, 3/16/63
 11 pts, 12 rbs: Jim Davis vs. Cincinnati, 3/16/63
 28 pts, 14 rbs: Burdie Haldorson vs. Tulsa, 3/10/55
 23 pts, 10 rbs: Burdie Haldorson vs. Bradley, 3/15/55
 10 pts, 19 rbs: Jim Ranglos vs. Bradley, 3/15/55
 26 pts, 12 rbs: Ken Charlton vs. Oklahoma City, 3/15/63
 16 pts, 17 rbs: Jim Davis vs. Oklahoma City, 3/15/63

NOTE: Offensive Rebounds, Defensive Rebounds, All Three-Point categories, Assists, Blocks, Steals and Minutes since 1997; Field Goals Attempted and Percentage, Free Throws Attempted and Percentage and Rebounds since 1954.

RADIO/TV CHART



#0 Askia Booker
Guard • Junior • 6-2 • 170
Los Angeles, Calif.



#1 Wesley Gordon
Forward • Redshirt-Freshman • 6-9 • 225
Colorado Springs, Colo.



#2 Xavier Johnson
Guard/Forward • Sophomore • 6-7 • 220
Los Angeles, Calif.



#3 Xavier Talton
Guard • Sophomore • 6-2 • 180
Sterling, Colo.




#5 Eli Stalzer
Guard • Sophomore • 6-3 • 190
Brea, Calif.



#10 Tre'Shaun Fletcher
Guard/Forward • Freshman • 6-7 • 200
Tacoma, Wash.



#12 Kevin Nelson
Guard • Senior • 6-2 • 185
Albuquerque, N.M.



#13 Dustin Thomas
Forward • Freshman • 6-7 • 220
Texarkana, Texas



#14 Beau Gamble
Guard • Senior • 6-0 • 180
Boulder, Colo.




#23 Jaron Hopkins
Guard • Freshman • 6-5 • 190
Mesa, Ariz.



#24 George King
Guard/Forward • Freshman • 6-5 • 208
San Antonio, Texas



#25 Spencer Dinwiddie
Guard • Junior • 6-6 • 200
Woodland Hills, Calif.



#32 Ben Mills
Guard • Senior • 7-0 • 230
Hartland, Wis.



#40 Josh Scott
Forward • Sophomore • 6-10 • 245
Monument, Colo.